DAZHANG GROUP





山东办事处　新疆办事处
西北办事处　北京办事处
云南办事处　广东办事处
东北办事处　越南办事处

上海大张过滤设备有限公司
SHANGHAI DAZHANG FILTRATION EQUIPMENT CO.,LTD.
公司地址：上海市奉贤区奉城镇航塘公路4567号
销售热线：+86-21-51691985　57513758
服务热线：4000216200
传真：+86-21-57512708
网址：www.dzglsb.net
邮箱：zhaojushan123@163.com
出口: info@filter-press.org (Foreign Market)

上海大张环保设备有限公司
DAZHANG ENVIRONMENTAL PROTECTION CO.,LTD.EQUIPMENT
公司地址：上海市奉贤区航塘公路4567号东门
销售热线：+86-21-57515610　57515611
传真：+86-21-57515611（直线）
网址：www.shdzep.com
邮箱：zhaojushan123@163.com

河南大张过滤设备有限公司
HENAN DAZHANG FILTRATION EQUIPMENT CO., LTD.
公司地址：河南省禹州市无梁经济开发区(一厂)
河南省禹州市东工业园区(二厂)
销售热线：0374-8622418
服务热线：4000022226
网址：www.hndazhang.com
邮箱：yuzhoudzgl@163.com

郑州市大张过滤科技有限公司
ZHENGZHOU DAZHANG FILTRATION TECHNOLOGY CO.,LTD.
公司地址：郑州市中原区长椿路11号国家大学科技园
研5A座1601
服务热线：0371-66206888
传真：0371-86565716
网址：http://www.filterpress-china.com
邮箱：info@filterpress-china.cn



版权所有 Copyright No. 202003

过滤技术服务商

大张过滤
滤您所虑
DAZHANG FILTRATION

上海大张过滤设备有限公司 SHANGHAI DAZHANG FILTRATION EQUIPMENT CO.,LTD.
上海大张环保设备有限公司 SHANGHAI DAZHANG ENVIRONMENTAL PROTECTION CO.,LTD.
河南大张过滤设备有限公司 HENAN DAZHANG FILTRATION EQUIPMENT CO., LTD.
郑州市大张过滤科技有限公司 ZHENGZHOU DAZHANG FILTRATION TECHNOLOGY CO.,LTD.

大张过滤
DAZHANG FILTRATION

公司简介

我们的公司：

专业设计、制造、销售过滤设备和提供全面过滤工程及解决方案的综合性公司。 总占地面积80万平方米；装备先进生产线；精密检测设备； 一流研发人员； 专业的生产工作人员； 高素质的销售服务团队；我们致力于为客户提供最优质的产品。

我们的产品：

板框式压滤机、厢式压滤机、隔膜压榨压滤机、带式过滤机、带式浓缩脱水一体机、叠螺污泥脱水机，叠螺浓缩机，带式浓缩机、加压叶片过滤机、不锈钢多层过滤器、全自动反冲洗过滤器、袋式过滤机、滤芯式过滤器、Y型过滤器、机械过滤器、离心机等，并长期供应滤板、滤布、滤芯、滤袋、滤网、滤纸、滤膜等滤材滤料。

我们的服务：

专门的过滤技术方案咨询与解决部门；快速的售后服务反馈体系及训练有素的服务工程师；操作培训和大型设备的跟班运行；定期的回访制度和CRM客户关系管理系统；迅捷的过滤耗材及零配件供应体系。

多元化、个性化的产品，满足您不同过滤需求







大张过滤
DAZHANG FILTRATION

Company Profile

Our company:

Dazhang Filtration is expert in filtering solutions and projects, specially in designing and manufacturing of filtration equipments. Dazhang covers an area of 800,000 square meters, equipped with advanced production lines and precise detection equipments. And we have professional research team, experienced workers and high-quality sales team to provide clients excellent service.

Our Product:

Plate & frame filter press, chamber/recessed filter press, membrane/diaphragm filter press, belt filter press, integrated dehydrator, pressure vane filter, S.S. multi-layer filter, auto wash filter, sack type filter, cartridge filter, Y-type filter, mechanical filter, centrifuge device etc. And we also offer the spare parts service, such as: filter plate, filter cloth, cartridge, filter sack, filter paper, vane etc.

Our Service:

Specialized filtration solutions; Skilled technical engineers; Efficient after-sale system; On-site operating training; Efficient after-sale system; Periodic customer visit/callback; Mature CRM system; Fast consumable & spare parts supply.












质量成就品牌
4000/J116900
大张过滤
TEDERIC












专利证书 Patent certificate



目录 CATALOGUE

压滤机系列

程控自动高压隔膜压榨压滤机 ---- 01/02/03
程控自动拉板厢式压滤机 ---- 04/05
辅助卸料装置/自动水冲洗装置 ---- 06
储泥斗/自动翻板/风琴式避水装置 ---- 07
皮带输送机/螺旋输送机 ---- 08
一次拉开厢式压滤机 ---- 09
液压自动保压板框式压滤机 ---- 10
液压自动保压厢式压滤机 ---- 11/12
圆形滤板压滤机 ---- 13/14
电动机械压紧压滤机 ---- 15/16
棉饼过滤机 ---- 17

特种压滤机系列

铸铁压滤机 ---- 18/19
不锈钢板框精滤机 ---- 20
不锈钢板框过滤机 ---- 21
滤布行走压滤机 ---- 22/23
中温干化一体机 ---- 24/25
低温压滤干化一体机 ---- 26/27

大张过滤
DAZHANG FILTRATION

目录 CATALOGUE

过滤机系列

叠螺污泥脱水机 ---------- 28/29
叠螺污泥浓缩机 ---------- 30
带式浓缩机 ---------- 31
三滤带式浓缩脱水机 ---------- 32
带式转鼓浓缩脱水机 ---------- 33
重型碳钢带式压榨脱水机 ---------- 34/35
自动泡药机（干粉投加装置） ---------- 36
机械过滤器 ---------- 37
SB上部卸料洁净离心机/PGZ自动刮刀离心机 ---------- 38

附属设备及配件

滤布清洗机 ---------- 39
滤布 ---------- 40
滤板 ---------- 41/42/43
进料螺杆泵 ---------- 44
进料渣浆泵/进料柱塞泵 ---------- 45
多级离心泵/高压柱塞泵 ---------- 46
加药计量泵/加药螺杆泵 ---------- 47
压滤机配件 ---------- 48
案例介绍 ---------- 49
污泥深度脱水系统工程 ---------- 50/51
机制砂废水零排放/建筑泥浆固化项目 ---------- 52/53

概述 Overview

压滤机分为板框式压滤机和厢式压滤机，它是一种间歇性的加压过滤设备，用于各种悬浮液的固液分离。它是依靠压紧装置将滤板压紧，再将悬浮液用进料泵压入滤室，通过滤布来达到将固体颗粒和液体物料分离的目的。整机结构简单，分离效果好，使用方便，适用范围广，广泛用于矿山、冶金、石油、化工、医药、纺织、印染、造纸、食品、酒精、无机盐、洗煤、染料以及污水处理等领域。

Filter presses can be divided into plate and frame type and recessed plate and are used for solid–liquid separation of various suspending liquid in intermittent pressure filtration. Filter plates are pressed by pressing devices and suspending liquid is pumped into the filter chamber.Solid part; cles and liquid are separated through filer cloth.The products are simple in structure but good in separating effects.convenient in use,and widely applicable to coal washing inorganic salt, mining, alcohol petroleum, chemical dyestuff metallurgy medicine,foodstuff textile, printing and dyeing, paper making and sewage treatment industries.

产品介绍 Product Introduction

我公司生产各种型号的厢式和板框式机械压滤机，液压压滤机、隔膜压滤机、全自动压滤机、快开式压滤机以及压滤机配件,质量可靠,规格齐全。

1、规格有:320型、450型、630型、870型、1000型、1250型、1500型、2000型等。

2、过滤面积最大到1000㎡。

3、滤板材质分铸铁、橡胶、增强聚丙烯(塑料)、玻纤聚丙烯等。

4、液流形式有明流、暗流、可洗、不可洗、中进料、角进料等多种形式。

5、滤板压紧方式有:手动压紧、电动机械压紧和液压油缸压紧。

* 对于特殊要求的压滤机可另行商定解决。

Our company produces various models of recessed plate and plate–frame mechanical filter press, hydraulic filter press, membrance filter press and full–automatic filter press and filter press spare parts.

1.Models include:320,450,630,870,1000,1250,1500,and 2000,etc

2.Filtration area up to 1000 ㎡.

3.Filter plate materials: cast iron,Yubber .reinforced polypropylene(plastic).glass fiber polypropylene,etc.

4.Streamforms:internd stream.external stream.washable.non–washable.middle feeding and corner feeding,etc.

5.Filter plate pressing modes:manual screw pressing,electric mechanic pressing and

* hydraulic cylinder pressing.Special filter press can be made on requdst.

型号说明 Type Demonstration

□ □ □ □ □/□–□

- 滤板材质(U:塑料X:橡胶–:铸铁）Filter plate materials(U: plastic X:rubber –:cast iron)
- 滤板规格(mm）Filter plate size(mm)
- 过滤面积(㎡)Filtration area(㎡)
- 压紧方式(S:手动J:机械Y:液压Z:自动)Pressing mode(S:manual J:mechanical Y:hydraulic Z:automatic)
- 液流方式(M:明流A:暗流)Stream mode(M: open stream A: hidden stream)
- 压滤机类型(X:厢式B:板框）Filter press type (X: recessed plate B: plate and frame)
- 压滤机类型(K:快开式)Filter press type (K: quick open type)

结构与工作原理 Structure And Operating Principle

1、压滤机由机架、滤板、压紧系统（手动、机械、液压三种形式）和电气控制柜组成。2、机架部分起支撑压紧装置和滤板的作用，由机座、压紧板、止推板和主梁组成。3、滤板安装在压紧板和止推板之间的主梁上，其间夹着滤布。4、工作时，由压紧装置（油缸活塞杆或丝杠）推动压紧板，将位于压紧板和止推板之间的滤板和滤布压紧，被压紧的滤板与滤板之间就形成了滤室，由进料泵压入的物料从止推板进料孔进入各个滤室，固体颗粒被截留在滤室内，并形成滤饼，液体则透过滤饼和滤布由出液孔排出机体外。若需要对滤饼进行洗涤，可用尾板上的洗液口通入洗涤水对滤饼进行洗涤。若需将滤饼吹干，可由洗液口通入压缩空气，将滤饼吹干。5、板框式压滤机架的结构与厢式压滤机相同，只是过滤部分是一板一框和滤布组成，板框空间是滤室。6、压滤机的液流形式分为明流、暗流。明流是指滤液从每块滤板的出液孔直接排出机外；暗流是指各块滤板的滤液汇合起来由出液孔道排出机外。

1、Filter press consists of frame, filter plate pressing system(manual mechanical or hydraulic) and electric control cabinet.2、Frame consists of base push plate, tail plate,and girder and supports the pressing device and filter plates.3. Filter plates are installed on girder between tail plate and push plate , with filter cloth sandwiched in them.4.In operation the pressing device (cylinder piston rod or screw) drives the push plate to press the filter plates and filter cloth between push plate and tail plate Filter chambers are formed between pressed filter plates and materials get into The filter chambers through the feeding port in tail plate Solid particles are trapped in filter chambers form into cakes. while liquid is discharged out of the machine through press cake and filter cloth.To wash the press cakes, washing water can be introduced through the washing port in the tail Plate. In simimlar manner,.to drying the press cakes,compressed air can be introduced through the washing port.5、Plate and frame type filter-Press is the same as recessed plate filter press in structure except the filtering part that consists of one plate, one frame and filter cloth, with filter chamber between plate and frame.6、 Liquid stream of filter press can be divided into exeternal stream and internal stream exeternal streamrefers to that the filtrate is discharged directly from the outlet port of filter plate; internal stream refers to that the filtrate from various filter plate is collected before being discharged out of the filtrate port

压滤机订货需知 How To Order Filter Press

1、首先请参考压滤机简介和各种型号参数，根据需要选择机型、板框材质、压紧方式和过滤形式。

2、根据产品需要选择:明流、暗流、可洗与不可洗必须在合同中注明。

3、整机中不含进料泵，如需配套供应可在合同中注明。

4、根据客户特殊需求，我公司可生产非标的机型和适合的产品。

5、因机型改进各技术数据若有变动，技订货时实际参数为准。

1、Select the model.plate and frame materials,pressing mode and filtering form by considering the filter press introduction and parameters.

2、According to your products,select open stream, hidden stream,washable or non-washable,and specify the conditions in the contract.

3、The unit is provided without pump.To order the unit complete pumps,state it in the contract.

4、Our company can make non-standard model to meet your special demands.

5、The actual parameters at the time of order shall prevail to model improvemeents.

压滤机系列
FILTER PRESS SERIES

程控自动高压隔膜压榨压滤机

Program-Controlled Automatic High-Pressure Membrane Filter Press





隔膜滤板
Membrane Filter Plate

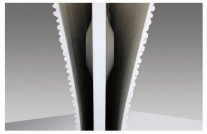

隔膜滤板截面图
Cross-Sectional Diagram of Membrane Filter Plate



隔膜板鼓膜效果
Membrane Filter Plate Bulging Effect

隔膜板由一块芯板和二片膜片组成。当进料结束，可将高压流体或气体介质注入隔膜板中，使隔膜板膨胀鼓起，将滤饼再次压榨浓缩，也称为二次压榨。

The membrane filter plate consists of a core plate and two membrane sheets. After the feeding process is completed, high-pressure fluid or gas medium is injected into the membrane filter plate, causing the membrane to expand and bulge. This applies secondary compression to the filter cake, further concentrating it, also known as secondary squeezing.

产品介绍

Design Feature

大张高压隔膜压滤机采用国际领先TPE隔膜技术。使用寿命长，膜片收缩性好，耐酸碱能力强，适用于多种行业。可采用气压或水压压榨，水压压榨压力可达0.8-4.0MPa。

可变滤室技术在石油化工、矿山冶金、食品医药、洗煤、造纸、颜料染料、新能源锂电、光伏、飞灰脱盐等不同行业固液分离应用中，可极大提高生产效率，降低滤饼含水率。压力等级分为常规隔膜压榨0.8-1.6Mpa，超高压隔膜压榨可选择2.0-4.0Mpa不同压力等级设备，满足不同工况需要。

高压脱水技术在市政生活污泥脱水行业应用，滤饼含水率最低降低到符合填埋、焚烧标准，（其中市政污泥实现滤饼含水率35%-60%之间），相比传统的脱水设备，实现污泥的减量化处理。

脱水系统可实现自动化运行，同时可配置滤饼辅助卸料系统、滤布在线冲洗系统及自动阀门仪表等，可实现无人值守。

The Dazhang high-pressure diaphragm filter press adopts internationally leadingTPE diaphragmtechnology. Long specific service life, good membrane shrinkage, strong acid and alkali resistancesuitable for various industries. Air pressure or water pressure can be used for pressing, and the water

pressure can reach 0.8-4.0 MPa.Variable filter chamber technology is widely used in solid-liquid separation applications invarious industries such as petrochemical, mining and metallurgy, food and medicine, coal washingpapermaking, pigment dyes, new energy lithium batteries, photovoltaics, fly ash desalination, etc.greatly improving production efficiency and reducing filter cake moisture content. The pressure leveis divided into conventional diaphragm pressing of 0.8-1.6Mpa, and ultra-high pressure diaphragmpressing can choose different pressure level equipment of 2.0-4.0Mpa to meet the needs of differentworking conditions.

The application of high-pressure dewatering technology in the municipal domestic sludgedewatering industry reduces the moisture content of the filter cake to the lowest level that meets thestandards for landfill and incineration (with municipal sludge achieving a moisture content of 35%-60%). Compared to traditional dewatering equipment, it achieves sludge reduction treatment.The dehydration system can achieve automated operation, and can be equipped with filter cakeauxiliary discharge system, filter cloth online flushing system, and automatic valve instrument, etc..which can achieve unmanned operation.

结构示意图
Structure Presentation

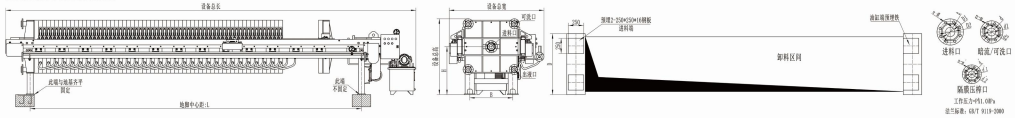

技术参数
Technical Data

规格型号 Model	面积（m^2） Area	滤板尺寸(mm) Plate size	滤饼厚度 (mm) Cake thickness	滤室容积(L) Filter chamber volume	滤板数量(pcs) Plate Qty	过滤压力 (Mpa) Filtration Pressure	电机功率(Kw) Motor Power	整机质量(Kg) Weight	外形尺寸长x宽x高(mm) Dimensions L x W x H(mm)	地基尺寸(mm) FoundationSize（mm） L	B	D	H
XAG10/630-U*	10	630×630	≤30	157	17	1	2.2	1765	3295x850x942	2294	490	900	627
XAG15/630-U*	15			235	25			2038	3775x850x942	2774			
XAG20/630-U*	20			314	33			2311	4255x850x942	3254			
XAG30/630-U*	30			471	49			2858	5215x850x942	4214			
XAG30/870-U*	30	870×870	≤35	498	23	0.8-4.0	4	3046	3815x1430x1230	2920	700	1270	785
XAG40/870-U*	40			623	29			3593	4200x1430x1230	3300			
XAG50/870-U*	50			789	37			4057	4715x1430x1230	3820			
XAG60/870-U*	60			955	45			4597	5235x1430x1230	4340			
XAG70/870-U*	70			1121	53			5136	5755x1430x1230	4860			
XAG80/870-U*	80			1287	61			5636	6275x1430x1230	5380			
XAG50/1000-U*	50	1000×1000		776	27		4	4352	4385x1570x1380	3420	780	1400	870
XAG60/1000-U*	60			943	33			4480	4885x1570x1380	3850			
XAG70/1000-U*	70			1109	39			5263	5245x1570x1380	4280			
XAG80/1000-U*	80			1275	45			5719	5675x1570x1380	4710			
XAG100/1000-U*	100			1608	57			6555	6525x1570x1380	5560			
XAG120/1000-U*	120			1941	69			7466	7375x1570x1380	6410			

* 以上数据仅供参考，实际数据以最终合同图纸为准

法兰尺寸表
Flange Dimension

型号Type	D	D1	D2	n-M	d	d1	d2	n-m	隔膜压榨法兰
630	150	110	36	4-φ18	150	110	36	4-φ18	DN40/PN16
870	200	160	70	8-φ18	165	125	50	4-φ18	DN40/PN16
1000	200	160	70	8-φ18	185	145	60	4-φ18	DN40/PN16

型号Type	D	D1	D2	n-M	d	d1	d2	n-m	隔膜压榨法兰
1250	220	180	88	8-φ18	185	145	60	4-φ18	DN40/PN16
1500	285	240	132	8-φ22	200	160	70	8-φ18	DN80/PN16
2000	340	295	198	12-φ22	220	180	88	8-φ18	DN80/PN16

大张制造
压滤机系列
FILTER PRESS SERIES

技术参数
Technical Data

规格型号 Model	面积(m^2) Area	滤板尺寸(mm) Plate size	滤室厚度(mm) Cake thickness	滤室容积(L) Filter chamber volume	滤板数量（pcs.） Plate Qty.	过滤压力（MPa） Filtration pressure	电机功率(Kw) Motor Power	整机质量(Kg) Weight	外形尺寸长×宽×高(mm) Dimensions L×W×H(mm)	地基尺寸(mm) Foundation Size(mm) L	B	D	H
XAG80/1250-U*	80	1250×1250	≤40	1560	29	0.8--4.0	5.5	10900	5080×1840×1630	3990	850	1740	995
XAG100/1250-U*	100			1975	37			11750	5690×1840×1630	4600			
XAG120/1250-U*	120			2391	45			12600	6310×1840×1630	5210			
XAG150/1250-U*	150			2911	55			13620	7070×1840×1630	5980			
XAG160/1250-U*	160			3119	59			14470	7380×1840×1630	6285			
XAG200/1250-U*	200			3847	73			15320	8450×1840×1630	7355			
XAG240/1250-U*	240			4679	89			16170	9670×1840×1630	8580			
XAG250/1250-U*	250			4783	91			17020	9820×1840×1630	8730			
XAG200/1500-U*	200	1500×1500		3809	49		11	26120	7140×2200×1820	5920	1170	1990	1070
XAG250/1500-U*	250			4723	61			26930	7730×2200×1820	6910			
XAG300/1500-U*	300			5637	73			28160	8720×2200×1820	7900			
XAG350/1500-U*	350			6551	85			29600	10110×2200×1820	9090			
XAG400/1500-U*	400			7618	99			31500	11260×2200×1820	10240			
XAG450/1500-U*	460			8532	111			33400	12250×2200×1820	11230			
XAG500/1500-U*	500			9446	123			33380	13240×2200×1820	12220			
XAG600/2000-U*	600	2000×2000		11901	85		15	48840	11820×2750×2400	10105	1530	2500	1400
XAG700/2000-U*	700			13838	99			52640	13031×2750×2400	11316			
XAG800/2000-U*	800			15960	113			56440	14242×2750×2400	12527			
XAG900/2000-U*	900			17713	127			60240	15453×2750×2400	13738			
XAG1000/2000-U*	1000			19651	141			64040	16664×2750×2400	14949			

* 以上数据仅供参考，实际数据以最终合同图纸为准







程控自动拉板厢式压滤机

Program-Controlled Automatic Plate Shifting Chamber Filter Press



产品介绍

Design Feature

自动拉板厢式压滤机，采用微电脑控制器、PLC、触摸屏控制，能对压滤机进行各项操作（如滤板压紧、集液板合并与开启、松开滤板、拉开滤板，水冲洗等），并留有远程控制接口，能远程自动操作控制。

高效节能压滤机是在自动拉板压滤机基础上更换了机械手，加长了油缸，增加了区间，一次拉开多块滤板卸料。

适用于易脱水，高频率工作行业的物料，最显著特点，结构紧凑、性能稳定、效率高运行费用低等。

拉板效率提高3-6倍，对于滤板数量较多，工作频率较高的设备，有显著优越性。

Program Controlled automatic chamber/recessed filter press can carry out multiple operations, such as, filter plate pressing, liquid collector plate open/close, filter plate releasing, filter plate withdrawing, cloth washing, with micro chip controller, PLC, touch screen installed. You can also deal with all the works by remote control of this machine.

With shifter assembled and meanwhile the hydraulic cylinder enhanced, Program Controlled automatic chamber/recessed filter press turns to be an energy-efficient filter press, it could discharge more filter cakes as before.

This type can apply to the industries which handle with easily dehydrated material and high frequency operation. Compact structure, stable performance, efficiency and economy are the advantages of this type.

The rapid unloading system can increase the speed of cake discharging efficiency 3-6 times, especially for the large quantity of filter plate filter press or high frequency operation devices, it’s much outstanding.

技术参数

Technical Data

规格型号 Model	面积(m^2) Area	滤板尺寸(mm) Plate size	滤饼厚度(mm) Cake thickness	滤室容积(L) Filter chamber volume	滤板数量(pcs) Plate Qty	过滤压力(Mpa) Filtration pressure	电机功率(Kw) Motor Power	整机质量(Kg) Weight	外形尺寸长×宽×高(mm) Dimensions L×W×H(mm)	地基尺寸(mm) Foundation Size(mm) L	B	D	H
XMZ30/870-30U	30	870×870 可选(Or) 800*800	30	460	23	0.6--4.0	2.2	2680	3465x1465x1230	2360	700	1380	785
XMZ40/870-30U	40			595	30			3050	3855x1465x1230	2750			
XMZ50/870-30U	50			748	38			3456	4395x1465x1230	3290			
XMZ60/870-30U	60			902	46			4003	4835x1465x1230	3730			
XMZ70/870-30U	70			1056	54			4584	5275x1465x1230	4170			
XMZ80/870-30U	80			1210	62			5082	5715x1465x1230	4610			
XMZ50/1000-30U	50	1000×1000		736	28	0.6--4.0	4.0	4128	4290x1580x1380	3120	780	1480	870
XMZ60/1000-30U	60			889	34			4636	4710x1580x1380	3480			
XMZ70/1000-30U	70			1041	40			5143	5010x1580x1380	3840			
XMZ80/1000-30U	80			1193	46			5651	5370x1580x1380	4200			
XMZ100/1000-30U	100			1475	57			6628	6030x1580x1380	4860			
XMZ120/1000-30U	120			1777	69			7644	6750x1580x1380	5580			

* 以上数据仅供参考，实际数据以最终合同图纸为准

压滤机系列
FILTER PRESS SERIES

结构示意图

Structure Presentation

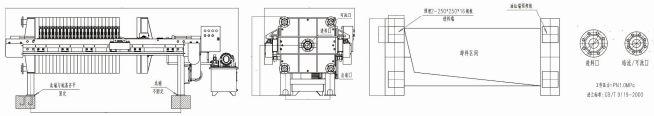

法兰尺寸表

Flange Dimension

型号TYPE	D	D1	D2	n-M	d	d1	d2	n-m
1250	220	180	88	8-φ18	185	145	60	4-φ18
1500	285	240	132	8-φ22	200	160	70	8-φ18
2000	340	295	198	12-φ22	220	180	88	8-φ18

技术参数

Technical Data

规格型号 Model	面积(m^2) Area	滤板尺寸(mm) Plate size	滤饼厚度(mm) Cake thickness	滤室容积(L) Filter chamber volume	滤板数量(pcs) Plate Qty	过滤压力(Mpa) Filtration pressure	电机功率(Kw) Motor Power	整机质量(Kg) Weight	外形尺寸长×宽×高(mm) Dimensions L×W×H(mm)	地基尺寸(mm) Foundation Size(mm) L	B	D	H
XMZ100/1250-30U	100	1250×1250	30	1468	36	0.6--4.0	4.0	8307	5430×1900×1630	3970	850	1740	995
XMZ120/1250-30U	120			1746	43			9308	5880×1900×1630	4430			
XMZ150/1250-30U	150			2250	55			11000	6400×1900×1630	5210			
XMZ160/1250-30U	160			2341	58			11492	6860×1900×1630	5400			
XMZ180/1250-30U	180			2619	65			12494	7315×1900×1630	5860			
XMZ200/1250-30U	200			2896	72			13504	7770×1900×1630	6310			
XMZ220/1250-30U	220			3214	80			14652	8290×1900×1630	6830			
XMZ250/1250-30U	250			3650	91			16227	9010×1900×1630	7550			
XMZ200/1500-35U	200	1500×1500	35	3500	49	0.6--4.0	11	20030	6570×2200×1820	5250	1170	1990	1070
XMZ250/1500-35U	250			4375	61			22978	7395×2200×1820	6090			
XMZ300/1500-35U	300			5250	74			26026	8300×2200×1820	6990			
XMZ350/1500-35U	350			6125	86			29220	9120×2200×1820	7840			
XMZ400/1500-35U	400			7000	99			32574	10050×2200×1820	8750			
XMZ450/1500-35U	450			7875	111			35586	10860×2200×1820	9590			
XMZ500/1500-35U	500			8750	123			38606	11730×2200×1820	10430			
XMZ600/2000-40U	600	2000×2000	40	12000	85	0.6--4.0	15	49000	11100×3000×2500	9200	1660	2000	1050
XMZ700/2000-40U	700			14000	99			53000	12200×3000×2500	10300			
XMZ800/2000-40U	800			16000	113			57000	13350×3000×2500	11450			
XMZ900/2000-40U	900			18000	127			61000	14500×3000×2500	12600			
XMZ1000/2000-40U	1000			20000	141			65000	15600×3000×2500	13830			

* 以上数据仅供参考，实际数据以最终合同图纸为准

辅助卸料装置/自动水冲洗装置
Auxiliary Discharge Device /Automatic Water Washing Device

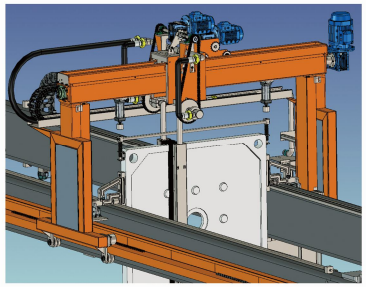







滤布自动曲张
Automatic Cloth Inclining System

滤布曲张系统在压滤机卸料时，能够改变滤布倾斜角度，呈倒“V”字形，同时使在滤布上面的弹簧因伸缩而产生抖动，使滤饼自动脱落。

While cake discharging ,It can increase the angle of filter cloth and make the cloth form a inverted “V” shape ,at the same time ,the springs on the filter cloth will shake the cakes and make it discharging automatically .

自动振打装置
Automatic Plate Shaking System

自动振打装置采用气动控制，在压滤机自动拉板卸料过程中，同时自动振打滤板一侧的手柄，使滤板上、下震动，强制滤饼自动脱落。

It is drived by pneumatic controller. while filter press is discharging cakes by pulling plate automatically,it will shake one side handle of filter plate automatically, and make plate shaking up and down ,and force cake discharging automatically .

滤布自动清洗
Automatic Cloth Washing System

水冲洗压滤机在常规压滤机的基础上增加了自动高压冲洗装置，主要是用于压滤机滤板上包裹滤布的在线自动清洗。

当滤布出现堵塞症状时，利用高压水对滤布进行自动清洗和抚平，从而恢复滤布的过滤速度，延长滤布的使用寿命。

设计最高压力6mpa；可分为单杆冲洗，双杆刷洗，滚动刷洗等多种形式。

water washing filter press adds automatic high pressure washing system on the base of regular michine. which is mainly used for cleaning press cloth.

When the filter cloth was blocked, it can use the cloth washing system to clean the blocked solid by high pressure waster, so that increase the filtering speed and enlarge the lift-span. The device have two types: Single Pole Washing System and Double Poles Washing System.

Maximum design pressure is 6mpa,the device has various types:single pole washing system,double poles washing system,and Scroll scrubing system.

储泥斗\自动翻板
Cake Storage Hopper/Auto-Drip Tray



产品介绍
Design Feature

压滤机过滤完成后，可将滤饼卸落至配套的储泥斗，便于集中装运。泥斗的大小可以根据压滤机型号和客户要求定做，打开方式分为电动和气动两种。

When filtering finished, the cakes can be discharged into this storage hopper for easier collection and transportation. The hopper dimension can be customized. There are two methods for opening: electrical or pneumatic.



产品介绍
Design Feature

压滤机滤板下方装置了两块协调工作的翻板，在过滤过程中处于闭合状态，将滴漏的液体或滤板冲洗水导入两侧的集液槽。卸料时处于开启状态，起到导泥作用。

The drip tray beneath the filter press. While filtering, the tray closed, so the leakage or filtrate will be guided to the channels on both sides. While cake discharging, the tray will be open to guide the cakes.

储泥斗结构示意图
Cake Storage Hopper

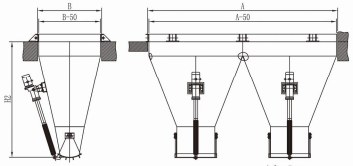

储泥斗技术参数
Technical Data of Cake Storage Hopper

型号 Model	推杆形式 Type	电机功率 Power		外形尺寸Dimensions(mm)		
		电动推杆 Mechnical	液压推杆Hydraulic	A	B	H
CND-630	电动/液压 Mechnical/ Hydraulic	1.1KW (单个推杆功率)	1.5	滤板总厚+450 Plate Thickness	800	2200
CND-870				滤板总厚+500 Plate Thickness	1150	2300
CND-1000				滤板总厚+600 Plate Thickness	1250	2400
CND-1250				滤板总厚+600 Plate Thickness	1350	2500
CND-1500				滤板总厚+800 Plate Thickness	1750	2650

＊以上数据仅供参考，实际数据以最终合同图纸为准

自动翻板结构示意图
Automatic Drip Tray

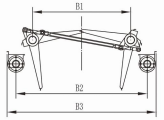

风琴式避水装置



压滤机滤板下面安装了风琴式自动接液装置，压滤机正常过滤时自动伸开接液，将过滤过程中从滤板和滤布间隙滴漏的液体导入两边的的集液槽内。压滤机卸料的时候，翻板像风琴一样自动缩回到压紧板端，物料直接落入到落料孔内，全自动电动控制。

自动翻板技术参数
Technical Data of Automatic Drip Tray

型号 Model	配套压滤机滤板宽度(mm) Matching filter plate width(mm)	整机重量(公斤/米) Weight(kg/m)	电机功率(KW) Motor Powor(KW)	翻板速度(转/分) Speed (r/Min)	外形尺寸Dimensions(mm)			
					B	B1	B2	B3
FB800.00	800×800	305	0.37	0.58	600	848.4	1000	1350
FB1000.00	1000×1000	513	0.37	0.58	800	1048.4	1300	1650
FB1250.00	1250×1250	830	0.37	0.58	900	1148.4	1500	1850
FB1500.00	1500×1500	1146	1.5	0.58	1000	1458.4	2000	2300
FR2000.00	2000×2000	2160	1.5	0.58	1200	1658.4	2600	2900

＊以上数据仅供参考，实际数据以最终合同图纸为准

皮带输送机/螺旋输送机
Belt Conveyor/Screw Conveyor



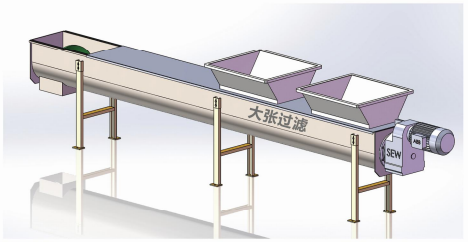

皮带输送机
Belt Conveyor

皮带输送机根据用途可分为：重型皮带运输机和轻型皮带运输机。污泥脱水行业主要采用重型皮带运输机。

水平输送机置于压滤机底部。采用承重横梁，增加导泥装置和重型支腿，可以把压滤机直接放置在输送机上。

According to usage, belt conveyor could be distinguish in to types: heavy belt conveyor and light belt conveyor. Heavy belt conveyor is normally utilized in sewage treatment industry.

The belt conveyor beneath the filter press,which assembles the bearing beam,heavy duty support leg and cake guiding devices,so that it is possible to assemble the filter press.

技术参数
Technical Data

型号 Model	皮带宽度（mm） Belt Width	功率（KW） Power	输送量（m^3/h） Capacity	对应板框尺寸（mm） Plate Size	备注 Remark
DZPD500	500	1.1	8	450	长度超过6米功率可能需要增大，订货时确定 If the length over 6 m, the power will be larger.
DZPD500	500	1.1	8	630	
DZPD600	600	1.1	15	800	
DZPD700	700	1.5	15	1000	
DZPD900	900	1.5	20	1250	
DZPD1200	1200	3	25	1500	
DZPD1200	1200	3	30	2000	

＊以上数据仅供参考，实际数据以最终合同图纸为准

螺旋输送机
Screw Conveyor

螺旋输送机广泛应用于各行业。例如建材、化工、电力、冶金、煤矿、粮油等行业。适用于水平或倾斜输送粉状、粒状的小块状物料。输送效率高，稳定，故障率低，输送量容易控制，在污泥脱水行业得到广泛应用。

The screw conveyor is widely used in various industries: building materials, chemicals, power plant, metallurgy, coal mining, grain etc. Mainly suitable for the materials like powder, particle or small cakes. It is popular in sewage treatment industry because of its' efficiency, stability, steady, easier controlling.

技术参数
Technical Data

型号 Model	主轴直径（Φmm） Belt Width	功率（KW） Power	输送量（m^3/h） Capacity	对应板框尺寸（mm） Plate Size	备注 Remark
DZWLS280	280	2.2	10	450	长度超过6米功率可能需要增大，订货时确定 If the length over 6 m, the power will be larger.
DZWLS280	280	2.2	10	630	
DZWLS280	280	2.2	10	800	
DZWLS360	360	3	15	1000	
DZWLS400	400	4	20	1250	
DZWLS450	450	5.5	25	1500	
DZWLS450	450	5.5	25	2000	

＊以上数据仅供参考，实际数据以最终合同图纸为准

一次拉开厢式压滤机
Once Open Filter Press



可选配振打助卸装置
Shaking discharging assistant unit is optional

产品介绍
Design Feature

一次快速拉开压滤机，采用加长型的油缸驱动，配合加长机架，通过不锈钢链条（或滑片）带动连接每一块滤板，在压紧板的带动下实现滤板的一次性全部打开。配合自动振打装置，对等距离拉开的滤板实现震动辅助卸料功能，可以实现全自动卸料。

优点：拉板速度快，自动辅助卸料，结构紧凑，节省人工，自动化程度高。

不足：滤板数量不建议太多，建议少于30片，使用范围有针对性。

Once open filter press equipped extended cylinder and beam, using S.S. chain(or slide) for each filter plate connection, to make all the filter plate opening at the same time while pressing plate withdrawing. With vibration device assembled for quick unload and discharge material automatically.

Advantages: high efficiency, labor-saving

Disadvantages: suitable for small quantity of filtering plate, no more than 30pcs. plates type is recommended.

结构示意图
Structure Presentation

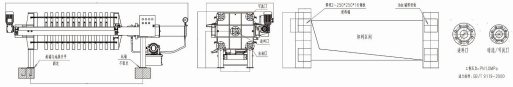

技术参数
Technical Data

规格型号 Model	面积(m^2) Area	滤板尺寸(mm) Plate size	滤饼厚度(mm) Cake thickness	滤室容积(L) Filter chamber volume	滤板数量(pcs) Plate Qty	过滤压力(Mpa) Filtration pressure	电机功率(Kw) Motor Power	整机质量(Kg) Weight	外形尺寸长×宽×高(mm) Dimensions L×W×H(mm)	地基尺寸(mm) Foundation Size(mm) L	B	D	H
XAY4/450-30U	4	500×500	30	60	9	0.6	2.2	890	2230×800×900	1550	390	700	560
XAY5/450-30U	5			79	12			920	2630×800×900	1800			
XAY6/630-30U	6	700×700		95	7	0.6	2.2	1450	2200×1050×1150	1490	560	1110	700
XAY8/630-30U	8			119	9			1500	2400×1050×1150	1640			
XAY10/630-30U	10			154	12			1610	2540×1050×1150	1890			
XAY12/630-30U	12			178	14			1720	3130×1050×1150	2140			
XAY15/630-30U	15			226	18			1880	3550×1050×1150	2490			
XAY10/870-30U	10	870×870		154	7	0.6	2.2	1940	2720×1270×1300	1580	700	1380	785
XAY20/870-30U	20			307	15			2230	3500×1270×1300	2430			
XAY18/1000-30U	18	1000×1000		270	10	0.6	4	1850	3470×1400×1400	2320	780	1480	1000
XAY35/1000-30U	35			525	20			2540	5470×1400×1400	3620			
XAY28/1250-30U	28	1250×1250		420	10	0.6	4	3600	4110×1770×1600	3220	850	1740	1250
XAY55/1250-30U	55			833	20			5000	6510×1770×1600	4320			

＊以上数据仅供参考，实际数据以最终合同图纸为准

液压自动保压板框式压滤机
Hydraulic Plate Frame Filter Press



结构示意图
Structure Presentation

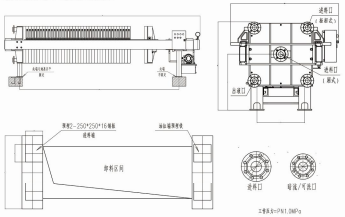

板框式技术参数
Technical Data Of Plate& Frame Type

规格型号 Model	面积(m^2) Area	滤板尺寸(mm) Plate size	滤饼厚度(mm) Cake thickness	滤室容积(L) Filter chamber volume	滤板数量(pcs) Plate Qty	滤框数量(pcs) Frame Qty	过滤压力(Mpa) Filtration pressure	电机功率(Kw) Motor Power	整机质量(Kg) Weight	外形尺寸长×宽×高(mm) Dimensions L×W×H(mm)	地基尺寸(mm) Foundation Size(mm) L	B	D	H	C
BAY4/450-30U	4	500×500	30	60	9	10	≤0.5	2.2	860	2080×800×900	1570	390	800	560	450
BAY6/450-30U	6			91	14	15			910	2380×800×900	1870				
BAY8/450-30U	8			121	19	20			960	2680×800×900	2170				
BAY10/450-30U	10			151	24	25			1010	2980×800×900	2470				
BAY12/450-30U	12			182	29	30			1060	3280×800×900	2770				
BAY15/450-30U	15			225	36	37			1130	3700×800×900	3190				
BAY16/450-30U	16			243	39	40			1160	3880×800×900	3370				
BAY15/630-30U	15	700×700		226	18	19	≤0.5	2.2	1725	2840×1000×1060	2170	560	1110	700	485
BAY20/630-30U	20			297	24	25			1993	3200×1000×1060	2530				
BAY30/630-30U	30			452	37	38			2360	3980×1000×1060	3310				
BAY40/630-30U	40			595	49	50			2788	4000×1000×1060	4130				
BAY30/890-35U	30	890×890	35	524	23	24	≤0.5	2.2	2580	3740×1385×1250	2750	700	1270	759	480
BAY40/890-35U	40			677	30	31			2925	4220×1385×1250	3240				
BAY50/890-35U	50			852	38	39			3318	4880×1385×1250	3890				
BAY60/890-35U	60			1027	46	47			3712	5440×1385×1250	4450				
BAY70/890-35U	70			1201	54	55			4106	6000×1385×1250	5010				
BAY80/890-35U	80			1376	62	63			4561	6560×1385×1250	5570				

* 以上数据仅供参考，实际数据以最终合同图纸为准

液压自动保压厢式压滤机
Hydraulic Recessed Filter Press



机架包覆不锈钢
S.S.304 coated

结构特点
Features

采用电接点压力表实现自动保压，操作方便、运行稳定、结构可靠，适用于过滤面积中等的压滤机。

由于是手动拉板，适用于工作频率不高，滤板数量不多的压滤机。

Holding pressure by electro connecting pressure gauge, convenient operation, steady, reliable structure, suitable for middle class of filtration area.

Due to the manual operation, this type of filter press is use in low frequency and less filter plate working condition.

技术参数
Technical Data

规格型号 Model	面积(m^2) Area	滤板尺寸(mm) Plate size	滤饼厚度(mm) Cake thickness	滤室容积(L) Filter chamber volume	滤板数量(pcs) Plate Qty	过滤压力(Mpa) Filtration Pressure	电机功率(Kw) Motor Power	整机质量(Kg) Weight	外形尺寸长x宽x高(mm) Dimensions L x W x H(mm)	地基尺寸(mm) Foundation Size (mm) L	B	D	H
XAY4/450-30U	4	500×500	30	60	9	≥0.6	2.2	860	1950x700x900	1450	390	700	560
XAY6/450-30U	6			91	14			910	2200x700x900	1700			
XAY8/450-30U	8			121	19			960	2450x700x900	1950			
XAY10/450-30U	10			151	24			1010	2700x700x900	2200			
XAY12/450-30U	12			182	29			1060	2950x700x900	2450			
XAY15/450-30U	15			225	36			1130	3300x700x900	2800			
XAY16/450-30U	16			243	39			1160	3450x700x900	2950			
XAY15/630-30U	15	700×700		226	18	≥0.6	2.2	1725	2640x900x1060	1972	560	910	700
XAY20/630-30U	20			297	24			1993	2940x900x1060	2272			
XAY30/630-30U	30			452	37			2360	3590x900x1060	2922			
XAY40/630-30U	40			595	49			2788	4300x900x1060	3622			
XAY30/800-30U	30	800×800		460	28	≥0.6	2.2	2170	3700x1200x1160	2880	600	900	780
XAY40/800-30U	40			595	38			2450	4300x1200x1160	3480			
XAY50/800-30U	50			749	47			2700	4840x1200x1160	4020			
XAY60/800-30U	60			902	57			2980	5440x1200x1160	4620			
XAY70/800-30U	70			1056	67			3250	6040x1200x1160	5220			
XAY30/870-30U	30	870×870		460	23	≥0.6	2.2	2580	3330x1350x1250	2360	700	1270	785
XAY40/870-30U	40			595	30			2925	3420x1350x1250	2750			
XAY50/870-30U	50			748	38			3318	4260x1350x1250	3290			
XAY60/870-30U	60			902	46			3712	4700x1350x1250	3730			
XAY70/870-30U	70			1056	54			4106	5140x1350x1250	4170			
XAY80/870-30U	80			1210	62			4561	5580x1350x1250	4610			

* 以上数据仅供参考，实际数据以最终合同图纸为准

厢式技术参数

Technical Data Of Recessed Type

规格型号 Model	面积 (m^2) Area	滤板尺寸 (mm) Plate size	滤饼厚度 (mm) Cake thickness	滤室容积(L) Filter chamber volume	滤板数量(pcs) Plate Qty	过滤压力 (Mpa) Filtration Pressure	电机功率(Kw) Motor Power	整机质量(Kg) Weight	外形尺寸长x宽x高(mm) Dimensions L x W x H(mm)	地基尺寸(mm) Foundation Size (mm)			
										L	B	D	H
XMY50/1000-30U	50	1000×1000	30	736	28	⩾0.6	4.0	4072	4040x1500x1360	3120	780	1400	870
XMY60/1000-30U	60			889	34			4468	4460x1500x1360	3480			
XMY70/1000-30U	70			1011	40			4863	4760 x1500x1360	3840			
XMY80/1000-30U	80			1193	46			5259	5120 x1500x1360	4200			
XMY100/1000-30U	100			1473	57			5985	5800x1500x1360	4860			
XMY120/1000-30U	120			1777	69			6776	6500x1500x1360	5580			
XMY100/1250-30U	100	1250×1250		1468	36	⩾0.6	4.0	6728	5020x1770x1600	3970	850	1770	995
XMY120/1250-30U	120			1746	43			7512	5470x1770x1600	4430			
XMY140/1250-30U	140			2063	51			8641	5990x1770x1600	4950			
XMY160/1250-30U	160			2341	58			8205	6450x1770x1600	5400			
XMY180/1250-30U	180			2619	65			10044	6905x1770x1600	5860			
XMY200/1250-30U	200			2896	72			10851	7360x1770x1600	6300			
XMY220/1250-30U	220			3214	80			11765	7880x1770x1600	6830			
XMY250/1250-30U	250			3650	91			12834	8600x1770x1600	7550			
XMY200/1500-35U	200	1500×1500	35	3498	49	⩾0.6	11	19530	6400 x2200x1900	5250	1170	1900	1070
XMY250/1500-35U	250			4375	61			22478	7225x2200x1900	6090			
XMY300/1500-35U	300			5235	74			25526	8130x2200x1900	6990			
XMY350/1500-35U	350			6125	86			28720	8940x2200 x1900	7840			
XMY400/1500-35U	400			6985	99			32074	9880 x2200 x1900	8750			
XMY450/1500-35U	450			7875	111			35086	10690x2200x1900	9590			
XMY500/1500-35U	500			8735	123			38106	11560x2200x1900	10430			

＊以上数据仅供参考，实际数据以最终合同图纸为准

法兰尺寸表

Flange Size

型号TYPE	D	D1	D2	n-M	d	d1	d2	n-m
450	150	110	36	4-φ18	150	110	36	4-φ18
630	185	145	60	4-φ18	165	125	50	4-φ18
800	185	145	60	4-φ18	165	125	50	4-φ18

型号TYPE	D	D1	D2	n-M	d	d1	d2	n-m
1000	200	160	70	8-φ18	185	145	60	4-φ18
1250	220	180	88	8-φ18	185	145	60	4-φ18
1500	285	240	132	8-φ22	200	160	70	8-φ18
2000	340	295	198	12-φ22	220	180	88	8-φ18

大张制造
压滤机系列
FILTER PRESS SERIES

圆形滤板压滤机

Round Plate Filter Press

用于石材废水、陶瓷、高龄土、建材制蜡等行业的固液分离，过滤压力大，滤饼含水率低

It's mainly used for solid-liquid separation in stone waste water, ceramics, kaolin, building materials industries. High filter pressure, low water content rate of filter cakes.

圆形滤板压滤机

过滤面积 20-500m^2

过滤压力 0.6- 3.0 MPa

Round filter press

Filter area 20-500m^2

Filtration presure 0.6-3.0MPa





技术参数

Technical Data

规格型号 Model	面积(m^2) Area	滤板内径(mm) Plate size	滤饼厚度(mm) Cake thickness	滤室容积(L) Filter chamber volume	滤板数量(pcs) Plate Qty	过滤压力(Mpa) Filtration pressure	整机质量(Kg) Weight	外形尺寸长×宽×高(mm) Dimensions L×W×H(mm)	地基尺寸(mm) Foundation Size(mm)		
									L	B	D
XMY40/Φ800-25	40	Φ800	25	499	40	1.0-3.0	4554	4300×1100×1060	3500	530	1050
XMY50/Φ800-25	50			621	50		5150	4820×1100×1060	4020		
XMY60/Φ800-25	60			753	60		9710	5340×1100×1060	4540		
XMY70/Φ800-25	70			875	70		5760	5860×1100×1060	5580		
XMY80/Φ800-25	80			1000	80		6860	6200×1100×1060	5660		
XMY80/Φ1000-30	80	Φ1000	30	1210	59	1.0-3.0	6652	7254×1311×1399	5857	680	1400
XMY90/Φ1000-30	90			1350	66		6848	7709×1311×1399	6312		
XMY100/Φ1000-30	100			1500	74		7072	8229×1311×1399	6850		
XMY110/Φ1000-30	110			1650	81		7268	8684×1311×1399	7305		
XMY120/Φ1000-30	120			1800	88		7464	9591×1311×1399	7758		
XMY130/Φ1000-30	130			1950	96		7688	10111×1311×1399	8246		
XMY140/Φ1000-30	140			2100	103		7884	10566×1311×1399	8735		

＊以上数据仅供参考，实际数据以最终合同图纸为准

结构示意图
Structure Presentation

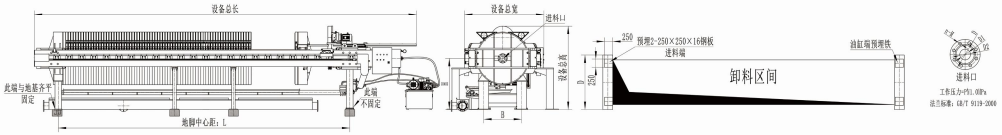

圆形压滤机技术参数
Round Plate Filter Press Technical Data

规格型号 Model	面积 (m^2) Area	滤板尺寸 (mm) Plate size	滤饼厚度 (mm) Cake thickness	滤室容积(L) Filter chamber volume	滤板数量(pcs) Plate Qty	过滤压力 (Mpa) Filtration Pressure	电机功率(Kw) Motor Power	整机质量(Kg) Weight	外形尺寸长x宽x高(mm) Dimensions L x W x H(mm)	地基尺寸(mm) FoundationSize (mm) L	B	D	H
XMZ120-φ1250-U	120	φ1250	35	2072	55	2	7.5	10480	7643×1800×1660	5933	880	1400	1035
XMZ150-φ1250-U	150			2627	70			11530	8663×1800×1660	6953			
XMZ180-φ1250-U	180			3145	84			12580	9615×1800×1660	7905			
XMZ200-φ1250-U	200			3515	94			13280	10295×1800×1660	8585			
XMZ220-φ1250-U	220			3848	103			13980	10907×1800×1660	9197			
XMZ240-φ1250-U	240			4218	113			14680	11587×1800×1660	9877			
XMZ250-φ1250-U	250			4366	117			15030	11859×1800×1660	10149			
XMZ250-φ1600-35U	250	φ1600	35	4387	71	2	11	27877	10843×2300×2357	8430	1180	2000	1557
XMZ300-φ1600-35U	300			5265	85			30713	11893×2300×2357	9480			
XMZ350-φ1600-35U	350			6142	99			34025	12943×2300×2357	10530			
XMZ400-φ1600-35U	400			7020	113			37008	13993×2300×2357	11580			
XMZ450-φ1600-35U	450			7897	127			39982	15043×2300×2357	12630			
XMZ500-φ1600-35U	500			8775	141			42973	16093×2300×2357	13680			

＊以上数据仅供参考，实际数据以最终合同图纸为准

法兰尺寸表
Flange Size

型号Type	D	D1	D2	n-M
800	185	145	60	4-φ18
1000	220	180	88	8-φ18

型号Type	D	D1	D2	n-M
1250	220	180	88	8-φ18
1600	285	240	132	8-φ23

电动机械压紧压滤机
Mechanical Filter Press



结构特点
Features

机械压紧压滤机压紧时由电动机带动减速机，经传动部件推动压紧板压紧滤板。压紧螺杆和固定螺母设计有可靠的自锁螺旋角，能保证压紧时的可靠性和稳定性。用电机综合保护器实现自动控制。可对电机实现过热和过载保护。

Mechanical filter press presses filter plates by gearing ,which is driven by motor the screw, which is driven by motor via gearbox. The pressing screw and lock nut are self-locked design, to secure the liability and stability while pressing. To avoid overheat or overload of the motor, electronic motor protector utilizes to control automatically.

厢式技术参数
Technical Data Of Recessed Type

规格型号 Model	面积(m^2) Area	滤板尺寸(mm) Plate size	滤饼厚度(mm) Cake thickness	滤室容积(L) Filter chamber volume	滤板数量(pcs) Plate Qty	过滤压力(Mpa) Filtration pressure	电机功率(Kw) Motor Power	整机质量(Kg) Weight	外形尺寸长×宽×高(mm) Dimensions L×W×H(mm)	地基尺寸(mm) Foundation Size(mm) L	B	D	H
XMJ15/630-30U	15	700×700	30	226	18	≥0.6	2.2	1725	2700×1050×1050	1910	560	910	700
XMJ20/630-30U	20			297	24			1993	3000×1050×1050	2210			
XMJ30/630-30U	30			452	37			2360	3650×1050×1050	2860			
XMJ40/630-30U	40			595	49			2788	4250×1050×1050	3460			
XMJ30/870-30U	30	870×870 可选800		460	23	≥0.6	3	2580	3325×1400×1250	2350	700	1270	785
XMJ40/870-30U	40			595	30			2925	3710×1400×1250	2730			
XMJ50/870-30U	50			749	38			3318	4150×1300×1250	3170			
XMJ60/870-30U	60			902	46			3712	4590×1300×1250	3610			
XMJ70/870-30U	70			1056	54			4106	5060×1300×1250	4050			
XMJ80/870-30U	80			1210	62			4561	5470×1300×1250	4490			
XMJ50/1000-30U	50	1000×1000		752	28	≥0.6	4	4172	4030×1400×1360	2900	780	1400	870
XMJ60/1000-30U	60			908	34			4468	4390×1400×1360	3260			
XMJ70/1000-30U	70			1063	40			4863	4750×1400×1360	3620			
XMJ80/1000-30U	80			1219	46			5259	5110×1400×1360	3980			
XMJ100/1000-30U	100			1505	57			5985	5770×1400×1360	4640			
XMJ120/1000-30U	120			1816	69			6776	6490×1400×1360	5360			

＊以上数据仅供参考，实际数据以最终合同图纸为准

压滤机系列
FILTER PRESS SERIES

手动压紧小型压滤机/试验机
Manual Jack Filter Press/ Testing Filter Press





厢式
Recessed Plate



板框式
Plate & Frame

结构特点
Features

千斤顶压紧压滤机采用螺旋千斤顶作为压紧装置，具有结构简单、操作方便、无需电源、经济实用的特点，一般用于过滤面积1~40m² 的压滤机。

Jack filter press equipped with screw jack for driving the pressing system. Simplified structure, no need power supply, economy, normally suitable for 1~40m² filtration area.



厢式压滤机技术参数
Technical Data Of Recessed Filter Press

规格型号 Model	面积(m²) Area	滤板尺寸(mm) Plate size	滤饼厚度(mm) Cake thickness	滤室容积(L) Filter chamber volume	滤板数量(pcs) Plate Qty.	过滤压力(Mpa) Filtration pressure	整机质量(Kg) Weight	外形尺寸长×宽×高(mm) Dimensions L×W×H(mm)	地基尺寸(mm) Foundation Size(mm) L	B	D	H
XAQ1/320-30UB	1	380×380	30	15	4	≤0.6	490	1230×570×660	920	280	570	470
XAQ2/320-30UB	2			31	9		528	1455×570×660	1145			
XAQ3/320-30UB	3			46	14		550	1680×570×660	1370			
XAQ4/450-30UB	4	500×500		60	9	≤0.6	780	1630×800×900	1280	390	800	560
XAQ6/450-30UB	6			91	14		830	1880×800×900	1530			
XAQ8/450-30UB	8			121	19		880	2130×800×900	1780			
XAQ10/450-30UB	10			151	24		930	2380×800×900	2030			
XAQ12/450-30UB	12			182	29		980	2630×800×900	2280			
XAQ15/450-30UB	15			225	36		1030	2980×800×900	2630			
XAQ16/450-30UB	16			243	39		1050	3130×800×900	2780			
XAQ15/630-30UB	15	700×700		226	18	≤0.6	1257	2250×1080×1060	1870	560	910	700
XAQ20/630-30UB	20			297	24		1347	2550×1080×1060	2170			
XAQ30/630-30UB	30			452	37		1693	3200×1080×1060	2820			
XAQ40/630-30UB	40			595	49		2193	3900×1080×1060	3520			

* 以上数据仅供参考，实际数据以最终合同图纸为准

棉饼压滤机系列
COTTON CAKE FILTER PRESS

棉饼过滤机
Cotton Cake Filter Press



铝合金滤板棉饼过滤机
Aluminum Alloy Cotton Cake Filter Press



PP 滤板棉饼过滤机
PP Cotton Cake Filter Press

结构示意图
Structure Presentation

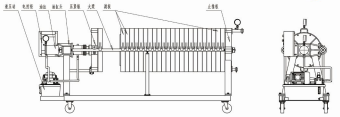

产品介绍
Features

棉饼过滤机采用可以反复再生的纤维材料作为过滤介质，可以去除液体物料中的微量油脂机械杂质、悬浮络合物等杂质，使过滤后的液体澄清透明。

Cotton cake filter press uses regenerable fibre material as filter medium to remove traces of oil , mechanical impurities and suspension complexes etc, making the filter liquid clear.

结构特点
Design Feature

本公司生产的棉饼过滤机也属于板框式过滤机，适用于液体的净化和过滤。在化工、冶金、制药、食品等多行业广泛应用。本机有过滤面积大、操作维护方便的特点，该机板框采用了圆形结构，比方形结构的板框过滤机性能更加优良，该机板框的材质采用铝合金和增强聚丙烯两种。而且板框的数量可以增加也可以减少，可以适用于不同液体的过滤要求。

The cotton cake filter press is a kind of plate frame filter press. It is used for liquid purification and filtration. This machine has advantages of large filter area and convenient operation. It adopts round plates, which has better performance. Plate material can be aluminum alloy or polypropylene to suit different filter material.

适用范围
Application

发酵液、酶制剂、核糖核酸、明胶、食品饮料以及其它对滤液过滤精度要求较高的行业。

It's mainly used in the following fields: fermentation broth, enzymes, RAN, gelatin, food, beverage and other fields that in need of higher filter precision.

技术参数
Technical Data

面积（m²）Area	滤板尺寸(mm) Plate size	板框厚度(mm) Plate Thickness	过滤压力(kg/cm²) Filtration pressure	滤框数量（pcs）Plate Qty	版框内腔承受最大压力 kg/cm² Max.Feeding Pressure	框内总容量(L) Total Volume	外形尺寸 长×宽×高(mm) Dimensions L×W×H(mm)	流量（L/Min）Flow	配套电机功率(KW) Motor Power	转速(r/min) Rotating Speed	油缸压紧稳定压力（Mpa）Squeezing pressure	压紧板最大位移（mm）Max Travel Limit of Closing Plate
8	Φ500	50	≤2	22	3	216	2630×1150×770	87	1.1	1460	12	350
5	Φ400	50	≤2	22	3	138	2630×1050×670	55	1.1	1460	12	350

* 以上数据仅供参考，实际数据以最终合同图纸为准

铸铁压滤机
Cast Lron Filter Press



产品介绍
Features

铸铁板框压滤机由优质铸铁或球墨铸铁精密铸造而成，适用于高温物料的过滤，滤板强度高，承受过滤压力大，使用寿命长，广泛应用于石油化工、冶金、油脂、陶瓷等行业的固液分离。

Cast iron filter press is made of high quality cast iron or ductile iron, suitable for high temperature material filtering. High strength of filter plate is able to bear higher pressure and maintain a longer service life. Widely used for solid–liquid separation in Petroleum chemical, metallurgy, oil, ceramics industries.

结构示意图
Structure Presentation

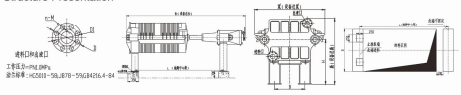

技术参数
Technical Data

规格型号 Model	面积(m^2) Area	滤板尺寸(mm) Plate size	滤饼厚度(mm) Cake thickness	滤室容积(L) Filter chamber volume	滤板数量(pcs) Plate Qty	滤框数量(pcs) Frame Qty	过滤压力(Mpa) Filtration pressure	整机质量(Kg) Weight	外形尺寸长×宽×高(mm) Dimensions L×W×H(mm)	地基尺寸(mm) Foundation Size(mm) L	B	D	H
BAQ1/320–25	1	380×380	⩾25	13	4	5	0.6	380	1150×760×650	700			
BAQ2/320–25	2			25	9	10		500	1390×760×650	940	150	650	460
BAQ3/320–25	3			38	14	15		620	1750×760×650	1300			
DAQ4/450–25	4	500×500		51	9	10		1060	1780×870×880	1355			
BAQ6/450–25	6			76	14	15		1160	2055×870×880	1605			
BAQ8/450–25	8			102	19	20		1360	2305×870×880	1855	180	700	620
BAQ12/450–25	12			152	29	30		1530	2785×870×880	2355			
BAQ16/450–25	16			203	39	40	0.6	1760	3305×870×880	2855			
XAQ4/450–25	4			51	9	–		960	1900×870×880	1330			
XAQ6/450–25	6			76	14			1140	2030×870×880	1580			
XAQ8/450–25	8			102	19			1460	2280×870×880	1830	180	700	620
XAQ12/450–25	12			152	29			1960	2780×870×880	2330			
XAQ16/450–25	16			203	39			2460	3280×870×880	2830			
BAQ20/630–25	20	700×700		298	24	25		3300	2750×1150×1100	2270			
BAQ30/630–25	30			452	37	38		4500	3220×1150×1100	2920	400	1000	820
BAQ40/630–25	40			496	49	50		5600	3870×1150×1100	3570			
BAY20/630–25	20			298	24	25		3700	2960×1150×1100	2490			
BAY30/630–25	30			452	37	38		5000	3610×1150×1100	3140	400	1000	820
BAY40/630–25	40			595	49	50	0.6	6100	4210×1150×1100	3740			
XAQ20/630–25	20			248	24			3400	2600×1100×1100	2300			
XAQ30/630–25	30			377	37			4700	3250×1100×1100	2950	400	1000	820
XAQ40/630–25	40			496	49	–		5900	3900×1100×1100	3600			
XAY20/630–25	20			248	24			3800	2950×1100×1100	2460			
XAY30/630–25	30			377	37			5200	3580×1100×1100	3110	400	1000	820
XAY40/630–25	40			496	49			6400	4180×1100×1100	3710			

＊以上数据仅供参考，实际数据以最终合同图纸为准

铸铁压滤机技术参数
Technical Data Of Cast Iron Filter Press

规格型号 Model	面积(m^2) Area	滤板内径(mm) Plate size	滤饼厚度(mm) Cake thickness	滤室容积(L) Filter chamber volume	滤板数量(pcs) Plate Qty	滤框数量(pcs) Frame Qty	过滤压力(Mpa) Filtration pressure	整机质量(Kg) Weight	外形尺寸长×宽×高(mm) Dimensions L×W×H(mm)	地基尺寸(mm) Foundation Size(mm) L	B	D	H
BAY40/870–25	40	800×800	25	496	30	31	0.6	6400	3550×1380×1300	2980	500	1250	870
BAY50/870–25	50			624	38	39		7650	3970×1380×1300	3420			
BAY60/870–25	60			752	46	47		8900	4420×1380×1300	3870			
BAY70/870–25	70			880	54	55		10500	4870×1380×1300	4318			
BAY80/870–25	80			1008	62	63		11800	5320×1380×1300	4770			
XAY40/870–30	40		30	595	30	–	0.6	6750	3500×1380×1300	2950	500	1250	870
XAY50/870–30	50			749	38			8100	3720×1380×1300	3175			
XAY60/870–30	60			902	46			9400	3950×1380×1300	3400			
XAY70/870–30	70			1056	54			11100	4180×1380×1300	3620			
XAY80/870–30	80			1210	62			12500	4400×1380×1300	3850			

＊以上数据仅供参考，实际数据以最终合同图纸为准

全自动厢式铸铁压滤机技术参数
Technical Data Of Automatic Chamber Cast Iron Filter Press

规格型号 Model	面积(m^2) Area	滤板内径(mm) Plate size	滤饼厚度(mm) Cake thickness	滤室容积(L) Filter chamber volume	滤板数量(pcs) Plate NO.	过滤压力(Mpa) Filtration pressure	整机质量(Kg) Weight	外形尺寸长×宽×高(mm) Dimensions L×W×H(mm)	地基尺寸(mm) Foundation Size(mm) L	B	D	H
XAZ50/870–30	50	800×800	30	730	38	0.6	9000	4170×1300×1300	2795	500	1250	870
XAZ60/870–30	60			883	46		10800	4560×1300×1300	3195			
XAZ70/870–30	70			1036	54		12000	4960×1300×1300	3595			
XAZ80/1000–30	80	930×930		1194	45	0.6	13800	4775×1400×1400	3420	600	1300	900
XAZ90/1000–30	90			1323	51		15500	5245×1400×1400	3750			
XAZ100/1000–30	100			1479	57		16800	5915×1400×1400	4080			
XAZ80/1200–30	80	1130×1130		1226	31	0.6	17600	4100×1620×1520	3020	750	1500	920
XAZ90/1200–30	90			1379	35		18800	4340×1620×1520	3260			
XAZ100/1200–30	100			1532	39		20800	4580×1620×1520	3500			
XAZ120/1200–30	120			1838	47		23500	5060×1620×1520	3980			
XAZ150/1200–30	150			2300	59		27500	5780×1620×1520	4700			
XAZ180/1200–30	180			2758	71		31500	6500×1620×1520	5420			

＊以上数据仅供参考，实际数据以最终合同图纸为准

不锈钢板框精滤机
Stainless Steel Filter Press （For Fine Filtration）



BASJL 600型系列
Technical data of 600 series



BASJL 400型系列
Technical data of 400 series

技术参数
Technical data

规格型号 Model	面积(m²) Area	板片数量（片） Plate Qty	参考流量（T/h） Feeding Flow	板外尺寸（mm） Plate Size	外型尺寸（mm） Dimension
BASJL600-14	14	41	10-13	600×600	1750×870×1350
BASJL600-21	21	61	15-20	600×600	2100×870×1350
BASJL600-24	24	71	20-25	600×600	2250×870×1350
BASJL600-35	35	101	25-30	600×600	2800×870×1350

注：该机型的压紧方式为螺杆＋手动液压泵压紧和不锈钢千斤顶压紧，价格相同可任选。

Note: The pressing mode of this model is screw and manual hydraulic pump pressing, or stainless steel jacks pressing, the price is the same.

用途说明
Applications

适用于药液、血浆、酒类（啤酒、葡萄酒、白酒、黄酒、果酒等）饮料、果汁、糖浆、醋类、各种油类（食用油、工业油类）精细化工、电镀水等行业产品的各种粗细等级过滤。

This type of filter press is suitable for various sector such as: liquid medicine, plasma, liquor (beer, wine, spirit, yellow wine, fruit wine), beverage, juice, syrup, vinegar, oil(for food or industry usage), fine chemicals, electroplating water industries.

产品特征
Features

产品材质：机架材质:304不锈钢， 板框材质:304不锈钢（可选316 L或PP）

密封圈材质：白色硅橡胶 使用压力：＜0.4mpa 使用温度：＜120℃

主要尺寸：滤板厚度40 mm ，滤框厚度：13 mm ，单个滤框容积：4.8 L

压紧方式：螺杆加手动液压顶紧（其他如千斤顶、自动液压等）

适用滤材：厚型的各种过滤纸板，薄型的各种过滤纸、过滤膜、滤布等

过滤细度：适用滤材从粗滤的200目、300目滤布到精滤的0.22μ、0.45μ,滤纸、滤膜

Material: frame: S.S.-304; plate: S.S.-304(316L or PP could be optional)

Sealing ring material: white silastic. Working pressure: ＜0.4 MPa; Working temperature: ＜120℃

Major dimensions: plate thickness: 13 mm; Individual chamber volume: 4.8 L.

Squeezing method: Screw/Manual Hydraulic(Others: Manual jack/ Automatic hydraulic etc.)

Filter material: Filter paper board, Filter paper, Filter membrane, filter cloth, etc.

Precision: Cloth from 200 to 300 mesh for rough filtration, and paper or membrane from 0.22 to 0.45 μm for refined filtration.

技术参数
Technical data

规格型号 Model	面积（㎡） Area	板片数量（片） Plate Qty	参考流量（T/h） Feeding Flow	板外尺寸（mm） Plate External Size	输料泵电机功率（KW） Power of Feeding Pump	外型尺寸（mm） Dimension
BASJL400-2	2	15	1-2	400×400	1.5	1250×660×1300
BASJL400-3	3	21	1-3	400×400	1.5	1350×660×1300
BASJL400-4	4	31	3-4	400×400	1.5	1550×660×1300
BASJL400-6	6	45	4-6	400×400	1.5	1750×660×1300
BASJL400-8.5	8.5	61	6-8	400×400	2.2	2100×660×1300
BASJL400-9.5	9.5	71	8-10	400×400	2.2	2300×660×1300

＊以上数据仅供参考，实际数据以最终合同图纸为准

不锈钢板框过滤机
Stainless Steel Filter Press



产品介绍
Features

滤框和滤板之间靠纸板或滤材密封，是一种过滤量比较大、过滤面积在1m²以上的不锈钢板框精密过滤机(又称不锈钢纸板过滤机)，用精密除菌纸板过滤各种保健酒、葡萄酒，可达除菌效果。相对于一般的不锈钢板框，有滤室容积大，耐受压力高，耐受温度高，可以制作更大尺寸的滤板等特点。一般采用液压压紧，不加密封圈，可以特氟龙喷涂。主要应用于化工，医药中间体，精细化工，冶金，石油，食用油等行业的大规模的工业化生产。

Filter plates and frames are sealed by paper boards or filter materials. This is a type that suitable for large amount of filtration and above 1 m2 of filtration area S.S. fine pressure filter, it's also called S.S. paperboard filter.
Filter all kinds of health wine and wine with precise sterilizing paperboard to achieve sterilizing effect.
Compared with the general stainless steel plate frame filter, it has the characteristics of large capacity of the filter chamber, high temperature and pressure resistance, and larger size of the filter plate. Generally used hydraulic pressure, without sealing ring, can be teflon spray. Mainly used in chemical, pharmaceutical intermediates, fine chemical, metallurgy, petroleum, edible oil and other industries of large-scale industrial production.

技术参数
Technical Data Of Plate& Frame Type

规格型号 Model	面积(m²) Area	滤板尺寸(mm) Plate size	滤饼厚度(mm) Cake thickness	滤室容积(L) Filter chamber volume	滤板数量(pcs) Plate Qty	滤框数量(pcs) Frame Qty	过滤压力(Mpa) Filtration pressure	整机质量(Kg) Weight	外形尺寸长×宽×高(mm) Dimensions L×W×H(mm)
BAQ1/320	1	320×320	25	13	4	5	0.6	300	1050×700×680
BAQ2/320	2			25	9	10		440	1405×700×680
BAQ3/320	3			38	14	15		600	1650×700×680
BAQ4/450	4	450×450		51	9	10	0.6	780	1680×880×900
BAQ6/450	6			76	14	15		995	1980×880×900
BAQ8/450	8			102	19	20		1250	2180×880×900
BAQ10/450	10			122	24	25		1470	2430×880×900
BAQ12/450	12			152	29	30		1700	2680×880×900
BAQ16/450	16			203	39	40		2170	3180×880×900
BAY4/450	4			51	9	10		850	2030×880×900
BAY6/450	6			76	14	15		1070	2280×880×900
BAY8/450	8			102	19	20		1950	2530×880×900
BAY10/450	10			122	24	25		2170	2780×880×900
BAY12/450	12			152	29	30		2400	3030×880×900
BAY16/450	16			203	39	40		2870	3530×880×900
BAQ10/610	10	550×550		122	15	16	0.6	2030	2180×950×1010
BAQ12/610	12			152	19	20		2290	2380×950×1010
BAQ15/610	15			189	24	25		2610	2630×950×1010
BAQ20/610	20			250	32	33		3120	3030×950×1010
BAY10/610	10			122	15	16		2730	2230×950×1010
BAY12/610	12			152	19	20		2990	2430×950×1010
BAY15/610	15			189	24	25		3310	2680×950×1010
BAY20/610	20			250	32	33		3820	3080×950×1010
BAQ15/630	15	630×630		189	18	19	0.6	2620	2325×950×1010
BAQ20/630	20			250	24	25		3100	2630×950×1010
BAQ30/630	30			377	37	38		4130	3280×950×1010
BAY15/630	15			189	18	19		2870	2630×950×1010
BAY20/630	20			250	24	25		3950	2930×950×1010
BAY30/630	30			377	37	38		4980	3580×950×1010
BAY30/800	30	725×725		442	22	23	0.6	5710	3150×1300×1300
BAY40/800	40			595	30	31		7126	3630×1300×1300
BAY50/800	50			748	38	39		8543	4110×1300×1300

＊以上数据仅供参考，实际数据以最终合同图纸为准

滤布行走压滤机
Cloth Traveling Automatic Filter Press









产品概述
Product Overview

滤布行走全自动压滤机是我公司针对污泥脱水技术，研发出的一种以薄层脱水原理为基础的污泥高干脱水技术。在不添加石灰、粉煤灰等增固剂的前提下，实现含水率<99%的污泥一步脱水到含水率60%以下，处理后的污泥泥饼薄，透气性好，可满足后续干化、焚烧、堆肥、填埋等各种工艺的预处理要求。

本产品通过滤布的升降往复运动，能够同步达成快速且彻底的卸泥与滤布清洗操作。设备运行周期内无需人员值守，可实现全流程智能化控制。依托云平台与大数据技术，不仅能为系统运行提供有力保障，还具备故障先导预警功能，大幅提升设备运行的稳定性与可靠性。

本产品工艺简便，不仅所需占地面积小，能灵活适配原厂改造，而且契合各行业发展趋势，满足多样化的市场需求。

The cloth traveling automatic filter press is a kind of high-dryness sludge dewatering technology developed by our company for sludge dewatering, base on the principle of thin-layer dewatering. Without adding lime, fly ash and other solidifiers, it can dehydrate the sludge with 99% moisture in one step to less than 60% moisture. The treated sludge cake is thin and has good air permeability, which can meet the pretreatment requirement of various subsequent processes such as drying, incineration, composting and land filling.

The system can achieve rapid cake discharge and cloth washing at the same time via lifting reciprocating motion of filter cloth. It doesn't need worker to stand by during operation and could achieve the full-process intelligent controlled. Relying on cloud platforms and big data technology, it not only provides strong support for system operation but also has a fault early warning function, significantly enhancing the stability and reliability of equipment operation.

This product features a simple process. It not only requires a small footprint and can be flexibly adapted to the original factory's renovation, but also conforms to the development trends of various industries and meets diverse market requirements.







XZA-11小型固定油缸系列
FIXED HYDRAULIC CYLINDER-SMALL SERIES XZA-11



技术参数
Technical Data

机型 Models	腔数 Number of Chambers	滤板规格 Plate Specifications (mm)	过滤面积 Area(m²)	滤室容积 Chamber Volume (m³)	装机功率 Installed Power(KW)	外形尺寸Dimensions(mm) 长L	宽W	高H	设备净重 Net Weight(t)
XZA-1110	10	1100×1100	20	0.35	16.5	5933	2000	2620	12
XZA-1116	16	1100×1100	32	0.56	16.5	6797	2000	2620	16
XZA-1120	20	1100×1100	40	0.7	16.5	7373	2000	2620	17
XZA-1126	26	1100×1100	52	0.91	16.5	8237	2000	2620	18
XZA-1130	30	1100×1100	60	1.06	16.5	8813	2000	2620	19

＊以上数据仅供参考，实际数据以最终合同图纸为准

XZB-15大型移动油缸系列
MOBILE HYDRAULIC CYLINDER-LARGE SERIES XZB-15



技术参数
Technical Data

机型 Models	腔数 Number of Chambers	滤板规格 Plate Specifications (mm)	过滤面积 Area(m²)	滤室容积 Chamber Volume (m³)	装机功率 Installed Power(KW)	外形尺寸Dimensions(mm) 长L	宽W	高H	设备净重 Net Weight(t)
XZB-1536	36	1500×1500	131.04	2.293	17.2	8377	2600	2650	36
XZB-1540	40	1500×1500	145.6	2.548	17.2	8953	2600	2650	37
XZB-1546	46	1500×1500	167.44	2.930	17.2	9817	2600	2650	39
XZB-1550	50	1500×1500	182	3.185	17.2	10393	2600	2650	40
XZB-1556	56	1500×1500	203.84	3.567	17.2	11257	2600	2650	42
XZB-1560	60	1500×1500	218.4	3.822	17.2	11833	2600	2650	44

＊以上数据仅供参考，实际数据以最终合同图纸为准

XZD-15焊接隔膜板技术参数
Welding Membrane Plate Series XZD-15 Technical Data

机型 Models	腔数 Number of Chambers	滤板规格 Plate Specifications (mm)	过滤面积 Area（m²）	滤室容积 Chamber Volume (m³)	装机功率 Installed Power(KW)	外形尺寸Dimensions(mm) 长L	宽W	高H	设备净重 Net Weight(t)
XZD-1520	20	1500×1500	76.2	1.143	15	8680	3250	3904	25.8
XZD-1526	26	1500×1500	99.0	1.485	15	9520	3250	3904	28.44
XZD-1530	30	1500×1500	114.2	1.713	15	10080	3250	3904	30.2
XZD-1536	36	1500×1500	137.1	2.057	15	10920	3250	3904	32.84
XZD-1540	40	1500×1500	152.3	2.285	15	11480	3250	3904	34.6
XZD-1550	50	1500×1500	190.4	2.856	15	12880	3250	3904	39

＊以上数据仅供参考，实际数据以最终合同图纸为准

XZA-15大型固定油缸系列
FIX HYDRAULIC CYLINDER-LARGE SERIES XZA-15



技术参数
Technical Data

机型 Models	腔数 Number of Chambers	滤板规格 Plate Specifications (mm)	过滤面积 Area(m²)	滤室容积 Chamber Volume (m³)	装机功率 Installed Power(KW)	外形尺寸Dimensions(mm) 长L	宽W	高H	设备净重 Net Weight(t)
XZA-1520	20	1500×1500	72.8	1.274	17.2	7373	2600	2650	30
XZA-1526	26	1500×1500	94.64	1.656	17.2	8238	2600	2650	32
XZA-1530	30	1500×1500	109.2	1.911	17.2	8813	2600	2650	34

＊以上数据仅供参考，实际数据以最终合同图纸为准

XZC-15两次拉开系列
DOUBLE-SIDE PLATE-SHIFTING SERIES XZD-15



技术参数
Technical Data

机型 Models	腔数 Number of Chambers	滤板规格 Plate Specifications (mm)	过滤面积 Area(m²)	滤室容积 Chamber Volume (m³)	装机功率 Installed Power(KW)	外形尺寸Dimensions(mm) 长L	宽W	高H	设备净重 Net Weight(t)
XZC-1566	66	1500×1500	240.24	4.204	19.4	11189	2600	2650	46
XZC-1570	70	1500×1500	254.8	4.459	19.4	11655	2600	2650	47
XZC-1576	76	1500×1500	276.64	4.841	19.4	12409	2600	2650	49
XZC-1580	80	1500×1500	291.2	5.096	19.4	13350	2600	2650	51

＊以上数据仅供参考，实际数据以最终合同图纸为准

中温干化一体机
Medium Temperature Dryers




干燥板
Drying Board


隔膜板
Membrane Plate

产品概述
Product Overview

中温压滤干化一体机是集成机械过滤与热力干燥为一体的固液分离设备，可在单元设备上一次性将悬浮液分离成超低含液率的干燥粉体和清澈的液体，干化所用热载体为高于100℃的流体热介质，如饱和蒸汽或导热油。

Medium temperature filter press dryer is integrated mechanical filtration and thermal drying as one of the solid-liquid separation equipment, can be a one-time separation of the suspension into ultra-low liquid content rate of the dry powder and clear liquid on the unit equipment, drying the heat carrier used for more than 100 ℃ fluid heat medium, such as saturated steam or heat transfer oil.

产品特点
Product Features

工艺简捷：可在单元设备上实现悬浮液机械分离与热力干燥分离的集成效应，一次性达到干化分离效果。

低碳节能：液体以非汽化方式脱出，所需热能仅是为强化非汽化方式分离液体提供辅助动力，远低于热力干燥汽化全部分离液体所耗热能，全系统采用热能管理，同比节能60%以上。

高效分离：控制热压室真空负压条件，降低毛细液体汽化温度，缩短干化时间，提升分离效率。

Simple Process：The integrated effect of mechanical separation of suspension and thermal drying separation can be realized on the unit equipment, and the drying separation effect can be achieved at one time.

Low Carbon and Energy Saving：The liquid is taken off in a non-vaporizing way, and the heat energy required is only to provide auxiliary power for strengthening the non-vaporizing way of separating the liquid, which is far lower than the heat energy consumed by thermal drying and vaporizing all the separated liquids, and the whole system adopts thermal energy management, which saves energy by more than 60% comparatively.

High-efficiency Separation：Controlling the vacuum and negative pressure conditions in the hot pressure chamber reduces the capillary liquid vaporization temperature, shortens the drying time and improves the separation efficiency.

工作原理
Working Principle


木材燃烧示意热压干化固液分离方法
Wood Combustion Schematic Heat Pressing Drying solid-liquid separation Method
图1 Figure 1



滤饼物料热压干化固液分离模型
Filter Cake Material Heat Pressing Drying solid-liquid separation Model
图2 Figure 2

如图1所示，热压干化原理是基于潮湿木材一端燃烧受热，另一端有液体渗出的自然现象，将机械分离形成的滤饼类物料置于密闭热压干化室内（如图2），室内上部干燥板内蛇形迷宫孔道通入流体热介质（如饱和蒸汽或导热油）将干燥板加热，靠近干燥板的物料毛细管水分受热汽化膨胀，驱使下端毛细管液体以液相非汽化方式向下涌出物料表面。

此外，控制热压干化室真空负压，降低物料所含液体的汽化温度。

热压干化机是实现热压干化固液分离技术的核心设备。将一对干燥板和热压滤板设计成一个工作模块，干燥板为内设迷宫流体热介质孔道的防腐金属过滤板，热压滤板是采用德国标准（DIN7129-1980zh）制造的耐热隔膜滤板，每台设备可根据生产能力匹配若干热压干化模块置于机架之上，实现热压下化固液分离效能。

As shown in Figure 1, the principle of heat pressing drying is based on the natural phenomenon that one end of the wet wood burning is heated, and the other end has liquid oozing out, and the filter cake materials formed by mechanical separation are placed in the closed heat pressing drying chamber (Figure 2), and the upper part of the chamber drying plate with serpentine labyrinth of apertures passes through the fluid heat medium (e.g. saturated steam or heat-conducting oil) will be heated up the drying plate, and the moisture in capillary tube of the materials close to the drying plate will be heated up by the vaporization and expansion, and drive the lower end of the capillary liquid to the liquid phase non-vaporization way down out of the material surface. In addition, control the vacuum

negative pressure in the heat pressing drying room to reduce the vaporization temperature of the liquid contained in the material.

Heat press dryer is the core equipment to realize the solid-liquid separation technology of heat pressing drying. A pair of drying plate and heat pressing filter plate are designed as a working module, the drying plate is a corrosion-resistant metal filter plate with labyrinthine fluid heat medium aperture inside, and the heat pressing filter plate is a heat-resistant membrane filter plate manufactured according to the German standard (DIN7129-1980 zh), and each machine can be matched with a number of heat pressing drying modules placed on top of the frame according to the production capacity, so as to realize the efficiency of solid-liquid separation by heat pressing drying.

大张制造
中温干化一体机
MEDIUM TEMPERATURE DRYERS

技术参数
Technical Data

规格型号 Model	面积（m^2）Area	滤板尺寸（mm）Plate Size	滤室厚度（mm）Cake Thickness	滤室容积（L）ChamberVolume	滤板数量（Pcs.）Plate Qty.	主电机功率（kw）Motor power	整机质量（kg）Weight	外形尺寸Dimensions（mm）长×宽×高L×W×H
XAYZG5/630-UZ	55	630×630	25	62	9	2.2	2100	2440×850×1430
XAYZG50/1000-UZ	50	1000×1000	≤35	776	27	4	4352	4385×1570×1380
XAYZG60/1000-UZ	60			943	33		4480	4885×1570×1380
XAYZG70/1000-UZ	70			1109	39		5263	5245×1570×1380
XAYZG80/1000-UZ	80			1275	45		5719	5675×1570×1380
XAYZG100/1000-UZ	100			1608	57		6555	6525×1570×1380
XAYZG120/1000-UZ	120			1941	69		7466	7375×1570×1380
XAYZG80/1250-UZ	80	1250×1250	≤40	880	29	5.5	16272	5588×1840×2150
XAYZG100/1250-UZ	100			1100	37		18443	6120×1840×2150
XAYZG120/1250-UZ	120			1320	45		20604	6652×1840×2150
XAYZG150/1250-UZ	150			1650	55		23312	7317×1840×2150
XAYZG160/1250-UZ	160			1760	59		24395	7583×1840×2150
XAYZG200/1250-UZ	200			2200	73		28185	8514×1840×2150
XAYZG240/1250-UZ	240			2640	89		32517	9578×1840×2150
XAYZG250/1250-UZ	250			2750	91		33059	9711×1840×2150
XAYZG200/1550-UZ	200	1500×1500		3809	49	11	26120	7140×2200×1820
XAYZG250/1550-UZ	250			4723	61		26930	7730×2200×1820
XAYZG300/1500-UZ	300			5637	73		28160	8720×2200×1820
XAYZG350/1500-UZ	350			6551	85		29600	10110×2200×1820
XAYZG400/1500-UZ	400			7618	99		31500	11260×2200×1820
XAYZG450/1500-UZ	450			8532	111		33400	12250×2200×1820
XAYZG500/1500-UZ	500			9446	123		33380	13240×2200×1820

※ 以上数据仅供参考，实际数据以最终合同图纸为准







低温压滤干化一体机
Low Temperature Heat Pressing Drying Machine









产品概述
Product Overview

低温热压干化机是基于热压干化原理及热泵技术创新的固液分离设备，可在单元设备上一次性将悬浮液分离成超低含液率的干燥粉体和清澈的液体，干化所用热载体为90℃左右的热水。

Low temperature heat pressing drying machine is solid-liquid separation equipment based on the hot pressing drying principle and heat pump technology innovation. It can separate the suspension into dry powder with ultra-low liquid content and clear liquid at one time on the unit equipment. The heat carrier used for drying is hot water at about 90 ° C.

产品特点
Product Features

工艺简捷：可在单元设备上实现悬浮液机械分离与热力干燥分离的集成效应，一次性达到干化分离效果。

低碳节能：90℃左右的热水做功后经热泵加热后循环利用，无热能损失，加之全系统的热能管理，同比节能40%以上。

高效分离：控制热压室真空负压条件，降低毛细液体汽化温度，缩短干化时间，提升分离效率。

Simple Process：The integrated effect of mechanical separation of suspension and thermal drying separation can be realized on the unit equipment,and the drying and separation effect can be achieved at one time.

Low Carbon and Energy Saving：The hot water of about 90℃ is heated by heat pump after doing work and then recycled, with no heat loss, plus the heat management of the whole system, energy saving of more than 40% compared with similar equipment.

High-efficiency Separation：Control the vacuum-negative pressing conditions in the hot pressure chamber to reduce the capillary liquid vaporization temperature, shorten the drying time and improve the separation efficiency.

工作原理与实现形式
Principle of Operation and Realization

低温热压干化机是在机架之上全部置放德国标准（DIN7129-1980zh）制造的耐热隔膜滤板，待其完成对滤室内滤饼物料机械压榨后，向每块隔膜板流体压榨腔通入90℃左右的热水，对滤饼物料实施热传导加热，蒸发脱出其所含毛细水分，隔膜滤板流出的热水经热泵加热后再循环通入每块隔膜滤板，同时，控制滤室真空负压，降低物料所含液体的汽化温度，直至达到要求的滤饼含液量，开始卸除干燥的滤饼物料。

Low temperature heat pressing drying machine is equipped with heat-resistant membrane filter plates manufactured according to German standards (DIN7129-1980 zh) on its machine frame. After the mechanical pressing of the filter cake material in the filter chamber is completed, hot water at about 90 ° C is introduced into the fluid pressing cavity of each membrane plate to heat the filter cake material through heat conduction and evaporate the capillary moisture it contains. The hot water flowing out of the membrane filter plate is heated by a heat pump and then circulated into each membrane filter plate. At the same time, the vacuum negative pressure in the filter chamber is controlled to reduce the vaporization temperature of the liquid contained in the material until the required liquid content of the filter cake is reached, and then the dried filter cake material begins to be unloaded.

大张制造
低温压滤干化一体机
LOW TEMPERATURE HEAT PRESSING DRYING MACHINE

技术参数
Technical Data

规格型号 Model	面积（m^2）Area	滤板尺寸（mm）Plate Size	滤室厚度（mm）Cake Thickness	滤室容积（L）ChamberVolume	滤板数量（Pcs.）Plate Qty.	主电机功率（kw）Motor power	整机质量（kg）Weight	外形尺寸Dimensions（mm）长×宽×高L×W×H
XAYZG30/870-UD	30	870×870	32	480	23	4	3090	3815×1430×1230
XAYZG40/870-UD	40			640	29		3649	4200×1430×1230
XAYZG50/870-UD	50			800	37		4129	4715×1430×1230
XAYZG60/870-UD	60			960	45		4685	5235×1430×1230
XAYZG70/870-UD	70			1220	53		5240	5755×1430×1230
XAYZG80/870-UD	80			1280	61		5756	6275×1430×1230
XAYZG50/1000-UD	50	1000×1000	39	975	27	4	4352	4411×1570×1380
XAYZG60/1000-UD	60			1170	33		4480	4917×1570×1380
XAYZG70/1000-UD	70			1365	39		5263	5238×1570×1380
XAYZG80/1000-UD	80			1560	45		5719	5719×1570×1380
XAYZG100/1000-UD	100			1950	57		6555	6581×1570×1380
XAYZG120/1000-UD	120			2350	69		7466	7443×1570×1380
XAYZG80/1250-UD	80	1250×1250	42	1680	29	5.5	10816	5122×1840×1630
XAYZG100/1250-UD	100			2100	37		11642	5744×1840×1630
XAYZG120/1250-UD	120			2520	45		12468	6332×1840×1630
XAYZG150/1250-UD	150			3150	55		13458	7151×1840×1630
XAYZG160/1250-UD	160			3360	59		14296	7467×1840×1630
XAYZG200/1250-UD	200			4200	73		15104	8558×1840×1630
XAYZG240/1250-UD	240			5040	89		15904	9802×1840×1630
XAYZG250/1250-UD	250			5250	91		16750	9955×1840×1630
XAYZG200/1500-UD	200	1500×1500	43	4300	49	11	26096	7260×2200×1820
XAYZG250/1500-UD	250			5375	61		26900	7880×2200×1820
XAYZG300/1500-UD	300			6450	73		28124	8900×2200×1820
XAYZG350/1500-UD	350			7525	85		29558	10320×2200×1820
XAYZG400/1500-UD	400			8600	99		31451	11505×2200×1820
XAYZG450/1500-UD	450			9675	111		33045	12525×2200×1020
XAYZG500/1500-UD	500			10750	123		33319	13545×2200×1820
XAYZG600/2000-UD	600	2000×2000	40	12000	85	15	49260	12114×2750×2400
XAYZG700/2000-UD	700			14000	99		53130	13374×2750×2400
XAYZG800/2000-UD	800			16000	113		57000	14634×2750×2400
XAYZG900/2000-UD	900			18000	127		60870	15894×2750×2400
XAYZG1000/2000-UD	1000			20000	141		64740	17154×2750×2400

※以上数据仅供参考，实际数据以最终合同图纸为准

叠螺污泥脱水机
Screw Filter



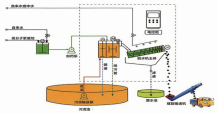
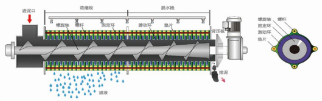

设备简介
Instructions

叠螺污泥脱水机适用于市政污水、食品、饮料、化工、皮革、焊材、造纸、印染、制药等行业的污泥处理，尤其适用于处理油性含量高的污泥。

运行费用低，低速螺旋挤压技术，使得耗电量大幅度降低；设备不易堵塞，冲洗用水大幅度减少；24小时全自动无人运行，人工费用大幅度降低。

在相同处理量的情况下，叠螺机用水量仅为带机的约1/80；叠螺机用电量仅为离心机的约1/12

连续自动运行，叠螺污泥脱水机从泵送污泥，加入药液，排出泥饼均采用自动控制，通过电控柜，加药装置，进泥泵，加药泵等进行联动，可实现24小时无人运行。

Screw filter is mainly used in wastewater treatment industries, such as: municipal wastewater, waster water from food, beverage, chemical, leather, and sludge treatment in papermaking, printing and dyeing, pharmaceutical and other industries.Especially suitable for treating sludge with high oil content.

Because of screw squeezing technology, the power consumption is very low, so that save running cost. It's difficult to be blocked, so the quantity of washing waster will be greatly decreased. It can running continuously for 24 hours, so it has feature of lowest labour cost.

Under the same situation, the water consumption is only 1/80 of the belt filter press and the power consumption is only 1/12 of the centrifuge machine.

Fully automatic running. From feeding, adding chemicals to cake discharging, all steps can be controlled automatically and can contentiously run for 24 hours.

产品特点
Features

叠螺体包括若干相互叠置的固定环，固定环的外周均布有多个螺杆，固定环套装在螺杆上，螺杆上位于相邻两固定环之间套置有垫圈，相邻固定环之间的间隙中还设置有游动环，固定环的内侧与螺旋叶片间隙配合。工作时，游动环随螺旋轴（主轴）的转动而游动，垫圈使得固定环和游动环之间始终能保持一定的间隙，避免完全堵死，具有自清作用，无需为防止滤缝堵塞而进行大量清洗，彻底减少了冲洗用水量。高效污泥挤压技术：为了进一步降低最终滤饼的含水率。我们采用了独特结构：

一是螺旋叶片的螺距从进泥箱向排泥箱方向上逐渐减小，同时螺旋轴靠近排泥箱一侧设有一段变径段，变径段的直径从进泥箱向排泥箱方向上逐渐变大。

二是在主轴上，位于排泥箱内设有阻泥板，阻泥板与脱水筒之自留有间隙。明泥板的设置可阻挡污泥，使脱水筒内的污混具有一字的压力，可将污泥中的水空分挤出，达到更好的照水效果。

叠螺体自清洗技术

三是螺旋叶片的表面硬化处理技术：在螺旋轴叶片外径上利用低温超音速技术进行表面喷涂硬质材料，使表面硬度达到1000HV，附着力大于70MPa，工件变形小，减少了对螺旋轴叶片的磨损，延长了叠螺体的使用寿命。一般部件采用裁板机或者水刀切割，关键部件纯激光下料，保证设备高精确度。

The screw body is consist of fixed rings, movable rings, screw bars, gasket and the main screw. While working, the movable rings will move as a cycle around the main screw, however, the gasket ensures there have some gap between the fixed ring with the movable ring, so that avoid block to realize self-washing function, and thus greatly decrease the consumption of washing waster.

High Efficient Sludge Squeezing Technology: to greatly decease the final cake moisture, we adopts three special structures:

1.The screw distance is decreasing from inlet (bottom side) to outlet (top side). At the same time, the diameter of the screw is becoming bigger from inlet to outlet.

2.On the main shaft, in the cake discharging tank, there is a baffle and there is a gap between the baffle with the dewatering roller, so the ensure there will have some pressure to the sludge. Thus it can perfectly squeeze out the water and realize best filtering performance.

3.Screw Induration Technology: On the surface of the screw leaf, it is processed by the induration materials, and this ensures the hardness can be 1000 HV and the adhesive force is bigger than 70 MPa, so it's difficult to cause deformation, and can have long life-span. Four filter, the normal parts are cut by cutting machine or water cutting machine, and the key parts are cut by laser to make sure the precision.

大张制造
叠螺污泥脱水机
Fold screw sludge dehydrator

主要技术参数
Technical Data

叠螺型号 Model	标配材质 Material	绝干污泥处理量 Absolute dry sludge capacity	外形尺寸L×W×H(mm) Dimension	设备质量KG Net Weight	运行重量KG Running Weight
DZDL101	304不锈钢（可选其他材质） S.S.304 (Other material is optional.)	~5-7kgds/h	1830×760×1040	205	315
DZDL131		~10-14kgds/h	2000×900×1300	250	250
DZDL201		~15-20kgds/h	2500×800×1270	420	395
DZDL202		~30-40kgds/h	2580×1045×1270	470	540
DZDL203		~45-60kgds/h	2580×1350×1270	690	1030
DZDL301		~50-70kgds/h	3255×985×1750	900	1300
DZDL302		~100-140kgds/h	3455×1300×1750	1350	2000
DZDL303		~150-210kgds/h	3615×1690×1750	1880	2700
DZDL304		~200-280kgds/h	3900×2110×1950	2500	3600
DZDL351		~100-120kgds/h	4140×1160×2300	1100	2000
DZDL352		~200-240kgds/h	4250×1550×2300	2100	3250
DZDL353		~300-360kgds/h	4520×1965×2300	3100	4600
DZDL354		~400-480kgds/h	4700×2505×2300	4100	5700
DZDL401		~130-160kgds/h	5200×1400×2560	3000	4800
DZDL402		~260-320kgds/h	5200×1880×2560	4500	6500
DZDL403		~270-450kgds/h	5200×2525×2560	5500	8000
DZDL404		~390-480kgds/h	5250×3105×2560(mm)	7000	9500

※以上数据仅供参考，实际数据以最终合同图纸为准

主要运行参数
Technical Data

叠螺型号 Model	螺旋轴数 Screw Qty	螺旋轴功率（单） Screw Power	搅拌机功率 Mixing Power	叠螺体规格 Dimension	冲洗用水量 Flushing water consumption	冲洗水源 Washing Water Source
DZDL101	1	0.18kw	0.18kw	Φ100×1150(mm)	24L/h	自来水即可（无须高压冲洗） Running water will be ok. (No need high pressure.)
DZDL131	1	0.18kw	0.18kw	Φ130×1150(mm)	24L/h	
DZDL201	1	0.37kw	0.18kw	Φ200×1570(mm)	32L/h	
DZDL202	2	0.37kw×2	0.55kw	Φ200×1570(mm)	64L/h	
DZDL203	3	0.37kw×3	0.55kw	Φ200×1570(mm)	96L/h	
DZDL301	1	0.75kw	0.55kw	Φ300×2270(mm)	40L/h	
DZDL302	2	0.75kw×2	0.75kw	Φ300×2270(mm)	80L/h	
DZDL303	3	0.75kw×3	1.1kw	Φ300×2270(mm)	120L/h	
DZDL304	4	0.75kw×4	1.1kw	Φ300×2270(mm)	160L/h	
DZDL351	1	1.1kw	0.75kw	Φ350×2800(mm)	70L/h	
DZDL352	2	1.1kw×2	1.1kw	Φ350×2800(mm)	140L/h	
DZDL353	3	1.1kw×3	1.1kw	Φ350×2800(mm)	210L/h	
DZDL354	4	1.1kw×4	1.1x2kw	Φ350×2800(mm)	280L/h	
DZDL401	1	1.5kw	1.1kw	Φ400×3600(mm)	80L/h	
DZDL402	2	1.5kw×2	1.1kw	Φ400×3600(mm)	160L/h	
DZDL403	3	1.5kw×3	1.1×2kw	Φ400×3600(mm)	240L/h	
DZDL404	4	1.5kw×4	1.1×2kw	Φ400×3600(mm)	320L/h	

※以上数据仅供参考，实际数据以最终合同图纸为准

叠螺污泥浓缩机
Sludge Thickening Screw Press

叠螺污泥浓缩机
Sludge Thickening Screw Press



叠螺污泥浓缩机继承了叠螺污泥脱水机的低能耗，高效率，全自动控制，运行稳定等技术优点，可直接将二沉池污泥快速连续浓缩，且浓缩分离后的污泥浓度在90%~96%范围内稳定可调，采用该设备后无需建设浓缩池，减少建设投资和占地，有效减少浓缩池污泥造成的恶臭和磷释放，降低后续处理的工作负担，并大幅度提高污泥脱水和深度脱水设备的产能。

Sludge thickening screw press inherits the technical advantages of sludge dewatering screw press and developed its own advantages, such as low energy consumption, high efficiency, fully automatic control, and stable operation. It can directly thicken the sludge in the secondary sedimentation tank quickly and continuously, and the sludge concentration is stable and adjustable in the range of 90~96%. After using this equipment, thickening tank is not needed any more, which reduces construction cost and land space. Furthermore, it can effectively reduce the odor and phosphorus release caused by the sludge in the thickening tank, release the workload of subsequent treatments, and significantly increase the capacity of sludge dewatering equipment.

设备原理
Work Principle

叠螺污泥浓缩机由浓缩主体、驱动装置、滤液槽、混合系统、架体等组成。叠螺污泥浓缩机工作时，通过污泥泵将污泥提升至混合槽后，此时，加药泵也定量地对混合槽输送药液，搅拌电机带动整个搅拌系统将污泥与药液进行充分混合，从而产生矾花，当液位达到液位传感器上位时，此时液位传感器得到信号，使得叠螺主体电机工作，从而开始压滤流入至叠螺主体内污泥，在螺旋轴的作用下，将污泥一步一步提升至污泥出口，滤液则从固定环和游动环之间的间隙中流出来。

总的来说，叠螺污泥浓缩机是运用了螺杆挤压原理，通过螺杆直径和螺距变化产生的强大挤压力，以及游动环与固定环之间的微小缝隙，实现对污泥进行挤压浓缩的一种新型的固液分离设备。

The sludge thickening screw press is composed of a thickener, a driving device, a filtrate tank, a mixing system, and a frame. When the screw press is working, the sludge is pumped to the mixing tank by the sludge pump. In the mean time, the dosing pump also quantitatively transports the polymer to the mixing tank, then the stirring motor drives agitator to start mixing until solid particles are flocculated. When the liquid level reaches the upper level of the liquid level sensor, the sensor gets a signal and instructs the main motor of screw press to work, thereby starting to filter and press the sludge that comes into the screws body. Under the squeezing of the screw shaft, the sludge is raised step by step to the sludge outlet, and the filtrate flows out from the gap between the fixed ring and the moving ring.

In general, the sludge thickener screw press uses the principle of screw extrusion which is finalized by the strong extrusion force from the change of screw diameter and pitch, and the tiny gap between the moving ring and the fixed ring, thus the solid and liquid can be separated. Sludge thickening screw press is a new type of solid–liquid separation equipment for sludge concentration.

技术特点
Technical Features

污泥浓缩范围广，适用污泥含水率范围98%~99.8%
浓缩后污泥含水率在90%~96%的范围内稳定可调
浓缩效率高，占地面积小
无滤布、自清洗、无堵塞、无需高压板冲洗水
低速运转，低能耗，运行成本低，无震动，无噪音
封闭式作业，减少臭气产生
易损部件少，维修成本低，使用寿命长
全自动控制，连续运行、维护管理简单

The sludge thickening range is wide, it is applicable to sludge consistency ranges from 96% to 99.8%. The concentrate of the thickened sludge is stable and adjustable in the range of 90~96%.
High concentration efficiency and small land space.
No filter cloth, self-cleaning, no clogging, no need for high-pressure washing water.
Low speed operation, low energy consumption, low operating cost, no vibration, no noise.
Closed operation reduces odor emissions.
Few vulnerable parts, low maintenance cost and long service life.
Fully automatic control, continuous operation, simple maintenance and management.

使用范围
Scope of Application

作为污泥深度脱水系统的预处理设备，为隔膜压滤机等污泥深度脱水设备配套替代污泥浓缩池，作为污泥脱水系统的预处理设备
用于其他浓缩或固液分离工艺

As the pretreatment equipment of the sludge deep dewatering system, it is usually matched with ultra-high pressure elastic press, membrane filter press and other sludge deep dewatering equipments.
Replace the sludge thickening tank as the pretreatment equipment of the sludge dewatering system.
Used in other slurry concentration or solid–liquid separation processes.

主要技术参数
Technical Specifications

型号 Model	DS标准处理量 Capacity (m³/hr)	污泥处理量Sludge treatment capacity				螺旋规格 Screw specification	泥饼出口宽度距离 (mm)	外形尺寸 Size (mm)			净重 (kg)	运行重量 (kg)	电机功率 (kw)			清洗用水压 water pressure	清洗用水量 (L/h)	维护频度 Maintenance frequency	易损件更换周期 (年)	
		2500mg/L	5000mg/L	10000mg/L	20000mg/L			L	W	H			螺旋轴	搅拌机	合计				螺旋轴	滤饼
DLN301	70~100kg/h	28 m³/h	14 m³/h	10 m³/h	5 m³/h	φ300×1	500	3160	1150	2000	850	1250	0.75	0.55	1.3	0.1Mpa~0.2Mpa（无需配高压冲洗装置）	40	5分钟/天	10	5
DLN302	140~200kg/h	56 m³/h	28 m³/h	20 m³/h	10 m³/h	φ300×2	500	3360	1350	2000	1200	1900	1.5	0.75	2.25		80		10	5
DLN303	210~300kg/h	84 m³/h	42 m³/h	30 m³/h	15 m³/h	φ300×3	500	3560	1600	2000	1750	2550	2.25	1.1	3.35		120		10	5
DLN304	280~400kg/h	112 m³/h	56 m³/h	40 m³/h	20 m³/h	φ300×4	500	3700	2110	2000	2300	3400	3	1.1	4.1		160		10	5
DLN351	120~160kg/h	48 m³/h	24 m³/h	16 m³/h	8 m³/h	φ350×1	680	3850	1200	2300	1030	1930	1.1	0.75	1.85		60		10	5
DLN352	240~320kg/h	96 m³/h	48 m³/h	32 m³/h	16 m³/h	φ350×2	680	3950	1600	2300	1960	3110	2.2	1.1	3.3		120		10	5
DLN353	360~480kg/h	144 m³/h	72 m³/h	48 m³/h	24 m³/h	φ350×3	680	4250	2000	2300	2890	4390	3.3	1.5	4.8		180		10	5
DLN354	480~640kg/h	192 m³/h	96 m³/h	64 m³/h	32 m³/h	φ350×4	680	4400	2550	2300	3820	5420	4.4	0.75+0.75	5.9		240		10	5
DLN401	200~300kg/h	80 m³/h	40 m³/h	30 m³/h	15 m³/h	φ400×1	880	4450	1400	2560	2090	4090	1.5	1.1	2.6		80		10	5
DLN402	400~600kg/h	160 m³/h	80 m³/h	60 m³/h	30 m³/h	φ400×2	880	4650	1900	2560	3280	5780	3	1.5	4.5		160		10	5
DLN403	600~900kg/h	240 m³/h	120 m³/h	90 m³/h	45 m³/h	φ400×3	880	4750	2550	2560	5170	7670	4.5	1.1+1.1	6.7		240		10	5
DLN404	800~1200kg/h	320 m³/h	160 m³/h	120 m³/h	60 m³/h	φ400×4	880	4850	3150	2560	6560	9060	6	1.1+1.1	8.2		320		10	5

＊以上数据仅供参考，实际数据以最终合同图纸为准

带式浓缩机
Belt thickener

带式浓缩机
Belt Thickener



设备简介
Instructions

DN型带式污泥浓缩机是一种可代替传统污泥浓缩池的全自动污泥浓缩机，可直接将二沉池快速连续的进行浓缩，且浓缩分离后的污泥浓度在90-96%范围内稳定可调，采用该设备后无需建设污泥浓缩池，大幅度的减少建设投资和占地面积，该机型采用国际先进技术，最先进的设计理念，能够满足各个行业不同性质污泥处理的需求。

The DN belt sludge thickener is a fully automatic sludge thickener that can replace the traditional sludge thickening tank. It can directly thicken the sludge in the secondary sedimentation tank quickly and continuously, and sludge concentration after treatment is stable and adjustable in the range of 90~96%. With this slurry thickener, there is no need to build a sludge thickening tank any more, which greatly reduces construction cost and floor space. This model adopts international advanced technology and the most developed design, which can meet the requirements of different industries for sludge treatment.

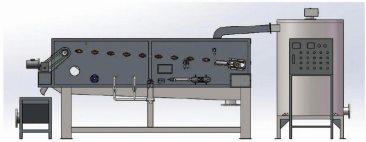

主要技术参数
Technical Specifications

型号 Mode	带宽 Belt Width	处理量 Capacity (m³/hr)	绝干量D.S (kg/h)	驱动电机 Drive motor(kw)	搅拌电机 Mixing Power(kw)	外形尺寸 Size (mm)			重量 Weight(kg)
						L	W	H	
DZDS-500	500	5-10	25-60	0.55	0.75	5100	1100	2100	500
DZDS-750	750	8-15	50-130	0.55	0.75	5100	1350	2100	750
DZDS-1000	1000	12-18	72-180	0.55	0.75	5100	1600	2100	1000
DZDS-1250	1250	15-20	150-200	0.55	0.75	5100	1850	2100	1250
DZDS-1500	1500	20-25	150-375	0.75	1.1	5100	2100	2100	1500
DZDS-1750	1750	23-20	250-400	0.75	1.1	5100	2350	2100	1750
DZDS-2000	2000	25-40	210-525	1.5	1.5	5100	2600	2100	2000
DZDS-2500	2500	35-50	270-670	1.5	1.5	5100	2850	2100	2250
DZDS-3000	3000	40-70	360-900	2.2	1.5	5100	3100	2100	2500
备注Remark	需视污泥种类而定Decided by the nature of wasrewater					根据需要订制can be customized		订购前请索取实际外形尺寸图 We will supply with drawings	

＊以上数据仅供参考，实际数据以最终合同图纸为准

三滤带式浓缩脱水机（不锈钢、碳钢）

Three Filter Belt Type Concentrated Filter Press （Stainless Steel Or Carbon Steel）



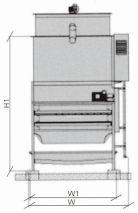

地基集水盘需客户自理
Liquid collection plate shall construct by customer

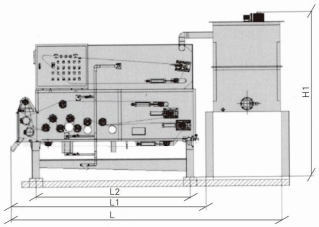

地基集水盘需客户自理
Liquid collection plate shall construct by customer

配件规格及尺寸表

Technical Date

规格型号 Model	滤带宽度(mm) Belt Width	低浓度Low Consistency		中浓度Middle Consistency		泥饼含水率(%)Cake Moisture	使用功率（kw）Power			滤液下总排水量 S.S. Tray	外观参考尺寸(mm) Reference Dimensions			基座尺寸无 Foundation Dimensions L2xW1(mm)	参考重量 (kgs) Weight
		处理量 Capacity (m³/hr) 进入浓度Feed concentration (Solid content 0.5–1%)	绝干量DS(kg/hr) Dry Solid	处理量 Capacitym3/hr) 进入浓度 Feed concentration (Solid content 1–1.5%)	绝干量DS(kg/hr) Dry Solid		滤带驱动机Power of Driving Motor	调理搅拌机 Mixing Power	重力浓缩机电机 Gravity concentrator motor power		L	W	H		
DNY500–3	500	5–15	30–60	4–7.5	50–94	65–84	0.75	0.75	0.55	有	2600	1050	2175	2455*836	1200
DNY750–3	750	7–15	42–90	6–10.5	75–140	65–84	0.75	0.75	0.55	有	2600	1300	2160	2455*1096	1600
DNY1000–3	1000	10–20	60–120	11–15	100–188	65–84	0.75	0.75	0.55	有	3000	1550	2160	2455*1346	1800
DNY1250–3	1250	15–25	84–168	15–21	140–263	65–84	0.75	0.75	0.55	有	3000	1800	2160	2455*1596	1960
DNY1500–3	1500	18–30	100–198	18–25	160–300	65–84	1.1	1.1	0.55	有	3000	2050	2160	2455*1846	2250
DNY1500L–3	1500	20–35	110–215	20–28	180–330	65–84	1.1	1.1	0.55	有	3000	2550	2160	2455*2096	2600
DNY1750–3	1750	22–40	120–234	21–30	196–368	65–84	1.5	1.5	0.75	无	3000	2300	2160	2455*2096	2800
DNY2000–3	2000	25–45	140–270	23–35	240–450	65–84	1.5	1.5	0.75	无	3200	2550	2180	2455*2346	3200
DNY2500–3	2500	35–55	180–350	28–50	300–550	65–84	2.2	1.5	1.1	无	4600	3050	2600	4255*2846	3600
DNY3000–3	3000	40–65	220–420	35–60	350–650	65–84	3	2.2	1.5	无	4600	3550	2600	4255*3346	4000
备注 Remark		需视污泥种类而定 Decided by the nature of wasrewater								根据需要订制 Can be customized	订购前请索取实际外形尺寸图 We will supply with drawings				

＊以上数据仅供参考，实际数据以最终合同图纸为准

带式转鼓浓缩脱水机（不锈钢、碳钢）

Drum Concentrated Belt Filter Press （Stainless Steel Or Carbon Steel）



DNY系列（高浓度使用）
DNY series(suitabie for high concentration)

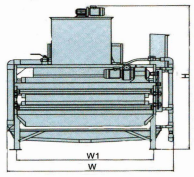

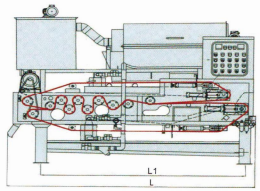

配件规格及尺寸表

Technical Date

规格型号 Model	滤带宽度(mm) Belt Width	处理量 Capacity (m³/hr) 进入浓度Feed concentration (Solid content 0.5–1%)	绝干量DS(kg/hr) Dry Solid	泥饼含水率(%)Cake Moisture	使用功率（kw）Power			下排水盘 S.S Tray	外观参考尺寸(mm) Reference Dimensions			基座尺寸无 Foundation Dimensions L2xW1(mm)	参考重量 (kgs) Weight
					滤带驱动机Power of Driving Motor	调理槽电机 Mixing Power	转鼓浓缩机电机 Drum concentrator motor power		L	W	H		
DNY500	500	3–5.2	45–78	65–84	0.75	0.37	00.37	有	2600	1050	2175	2100*836	800
DNY750	750	4.5–7.5	68–113	65–84	0.75	0.37	0.37	有	2600	1300	2175	2100*1086	1000
DNY1000	1000	6–10.5	98–158	65–84	0.75	0.37	0.37	有	2600	1550	2270	2100*1336	1200
DNY1250	1250	7–12.5	113–188	65–84	0.75	0.37	0.37	有	2600	1800	2270	2100*1586	1400
DNY1500	1500	9.5–15	143–240	65–84	1.1	0.55	0.37	有	2600	2050	2270	2100*1836	1800
DNY1500L	1500	12–20.5	180–308	65–84	1.5	0.55*2	0.55*2	有	3190	2300	2510	2455*1886	2200
DNY1750	1750	15–24.5	225–368	65–84	1.5	0.75	0.55	无	3190	2300	2510	2455*2096	2400
DNY2000	2000	18–30	270–450	65–84	1.5	1.1	0.75	无	3190	2550	2510	2455*2346	2800
DNY2500	2500	25–35	300–550	65–84	2.2	0.75*2	0.75*2	无	4300	3300	2850	3550*2846	3200
DNY3000	3000	30–45	360–675	65–84	3	0.75*2	0.75*2	无	4300	3550	2850	3550*3346	3600
备注 Remark		需视污泥种类而定 Decided by the Sludge type						根据需要订制 Can be customized	订购前请索取实际外形尺寸图 We will supply with drawings				

＊以上数据仅供参考，实际数据以最终合同图纸为准

重型碳钢带式压榨脱水机
Heavy Carbon Steel Belt Filter Press







技术参数
Technical data

规格型号 Model	滤带宽度(mm) Belt Width	处理量(m³/hr) 进入浓度 Feed concentration (Solid content 1.5–2.5%)	绝干量D.S(kg/hr) Dry Solid	泥饼含水率(%) Cake Moisture	主机功率(kW) Power	外观参考尺寸(mm) Reference Dimensions L	W	H	参考重量(kgs) Weight
DY750	750	6~9	110~225	63~84.5	1.5	4250	1630	2100	2570
DY1000	1000	8~12	150~300		1.5	4250	1880	2100	2920
DY1500	1500	12~18	225~450		1.5	4250	2380	2100	3590
DY2000	2000	16~24	300~600		2.2	4250	2920	2100	4490
DY2500	2500	20~30	375~750		2.2	4250	3420	2100	5520
DY3000	3000	28~38	420~950		2.2	4250	3920	2100	6220

* 以上数据仅供参考，实际数据以最终合同图纸为准

设计特点
Design Features

1.采用先进的奥地利技术，外形美观大方。
2.结构刚度大，运行平稳，噪音低。
3.可配置先进的浓缩预处理设备，对污泥絮凝效果好，运行成本低。
4.重力脱水区配备先进的布料器，使物料分布均匀，延长滤带寿命。
5.具有超常的重力脱水区和楔型脱水区，物料脱水充分，保证物料不会在压榨区溢出。
6.辊轴系排列科学有序，重力脱水、楔型脱水、压榨脱水分别排出，互不干扰。压榨脱水辊直径比率大，脱水效果好，因此生产能力大，节能高效。
7.从进料到排出泥饼连续作业，自动化程度高，根据需要可设PLC接口，便于微机集中控制。
8.动力传动机构采用机械或变频无级调速，调速范围大，适应性广。
9.设有可靠的反冲洗装置，保证滤带的脱水效果。
10.采用气动张紧和气动自动纠偏装置，保护滤带的安全正常运行。
11.操作安全可靠，采用红外安全防护和全方位的紧急安全停车装置。
12.可根据不同物料配置不同规格型号的滤带，过滤精度高。
13.可根据进料浓度不同选装转鼓浓缩机和带式浓缩机。

1. It adopts advanced technology from Austria and has a good appearance.
2. The structure has a large stiffness, a steady operation and low noise.
3. It is equipped with advanced concentration preprocessing equipment to flocculate slurry preferably and decrease running cost.
4. Gravity dewatering zone is equipped with advanced distributing device to scatter material uniformly and extend filter cloth's service life.
5. It has a long wedge-shaped dewatering zone and gravity dewatering zone. It can dehydrate material sufficiently and make sure that the material will not overflow.
6. Dewatering rollers are arranged in a scientific way. Filtrate is respectively discharged from gravity zone, wedge-shaped zone and squeezing zone without disturbing each other. Dewatering rollers has larger diameter and better dewatering effect, they endowed belt filter with high treatment capacity, high efficiency and energy saving.
7. It works continuously from feeding to cake discharging. It has high degree in automation. PLC interface can be installed as needed to realize centralized control by computer.
8. Power transmission adopts mechanical or frequency stepless speed regulation, so as to get wide speed range and application.
9. It is equipped with reliable backwash device to ensure good dehydration effect.
10. It is equipped with pneumatic tensioning and auto deviation adjustment device to ensure safe operation of filter belt.
11. It adopts infrared safety guarding and comprehensive emergency shutdown device to ensure safety operation.
12. Different filter belt can be selected based on various filtering material, the filter belt is of high precision.
13. According to different concentration, it can chose different types of machines: Belt concentration or drum concentration

大张制造 带式过滤机系列
BELT FILTER SERIES

带式脱水机图解/数据
Belt Filter Press Diagram

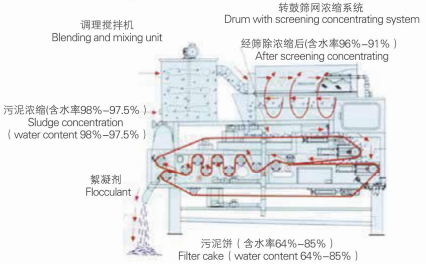

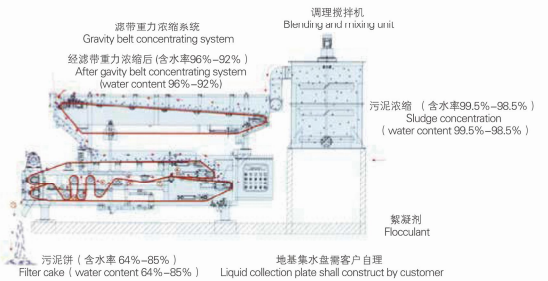

主要污泥处理参考数据表
Reference Data Of Wastewater Treatment

产品类型 Reference Data of Wastewater Treatment	污泥种类 Type of Sludge	污泥进流浓度 Feed sludge concentration	絮凝剂消耗量 Flocculant consumption	泥饼含水率 Cake Moisture
造纸废水 Paper & Pulp Sewage	化学凝集 Chemical Sludge	2.0–5.0	2.0–4.0	64–78
	活性污泥 Activated Sludge	1.5–3.0	3.0–5.0	75–84
印染废水 Printing and dyeing wastewater	化学凝集 Chemical Slurry	1.5–2.5	3.0–5.0	76–84
	活性污泥 Activate Slurry	1.0–2.0	4.0–6.0	80–85
皮革废水 Leather & Tannery Sewage	化学凝集 Chemical Slurry	2.5–4.5	3.0–5.0	74–83
	活性污泥 Activate Slurry	1.5–2.5	4.0–6.0	78–85
电镀废水 Elecro-Plating Sewage	化学凝集 Chemical Slurry	1.5–2.5	3.0–5.0	72–84
金属加工废水 Matal-Processing Sewage	化学凝集 Chemical Slurry	2.0–4.0	3.0–5.0	66–84
石材矿业废水 Stone & Mine Sewage	化学凝集 Chemical Slurry	5.0–10	3.0–5.0	45–75
食品废水 Food & Beverage Sewage	活性污泥 Activate Slurry	0.8–1.5	4.0–6.0	78–85
畜牧养殖废水 Livestock Sewage	厌氧消化 Anaerobic Fermentation	3.0–6.0	5.0–8.0	75–83
屠宰废水 Slaughter Sewage	剩余污泥是活性污泥从二次沉淀池排除系统的活性污泥。所以归为活性污泥。Activated Sludge	1.0–3.0	4.0–6.0	75–85
城市废水 Municipal Sewage	剩余污泥 Activated Sludge	0.8–1.5	4.0–6.0	78–85
	混合污泥 Activated Sludge	1.5–2.5	3.0–5.0	72–85
水肥废水 Dung Sewage	消化、剩余 Digested Sludge	1.0–3.0	4.0–6.0	74–85
净水厂废水 Water Treatment Sewage	化学凝集 Chemical Slurry	1.5–4.5	3.0–5.0	64–82

* 以上数据仅供参考，实际数据以最终合同图纸为准

高分子全自动泡药机
Automatic flocculation dosing system

自动泡药机（干粉投加装置）
Automatic Bubble Medicine Machine (Dry Powder Dosing System)



不锈钢/其他材质
Stainless steel/ customized



溶药加药装置
Medicine dissolving and adding device

设计特点
Design Features

全自动运行，节省人工。
药剂投加量精确可调，保证处理效果，避免浪费。
全不锈钢壳体，全进口配件，质量可靠，抗腐蚀性良好。
保养简易，外观精美。
强大的技术支持，可按用户要求设计流程。

* Fully automatic operation could save labor costs.
* Powder dosage is accurate and adjustable; it can ensure treatment effect and avoid waste.
* Stainless steel structure and imported components features reliable quality and good corrosion resistance.
* It is easy in maintaining and nice in appearance.
* We provide powerful technology support to customize products as request.

应用领域
Design Features

市政或工业废水的絮凝处理
污泥脱水过程中的絮凝剂泡制
饮用水净化处理
化工、造纸、冶金行业的废水处理

Application:
* Flocculant process for municipal or industrial waster water treatment.
* Flocculant preparation while sludge dewatering.
* Purification treatment of drinking water.
* Wastewater treatment in chemical, papermaking, metallurgy and other industries

泡药机基本组成

一套由配置箱、熟化箱、储药箱组成的制药单元（两槽式除外）
一套由电磁阀、压力表、流量计、过滤器组成的进水单元
三套电动不锈钢搅拌单元
一套由干粉仓和精确喂料器组成的干粉投加单元
一套干粉润湿和稀释装置
一套液位自动监测和报警装置
一套自动加热干粉除湿装置
一套控制柜，控制整个系统全自动运行

Basic Consist

One set of tanks: Configuration tank, curing tank, medicine storage tank (Except for two tank model)
One set of water feeding unit: magnetic valve/pressure meter/flow meter/filters.
Three Sets of mixing unit.
One set of powder feeding unit: powder hopper and the feeder.
One set of wet and dilution unit.
One set of water level monitoring and alarm device.
One set of automatic heating system (Dehumidification).
One set of cabinet to control all acts.

技术参数
Technical Data

机型 Model	构造形式 Tank Qty	药液泡制量 Capacity	药粉供料槽容量（L） Powder supply tank volume	药粉输送机（变频） Power of Feeder (Frequency Conversion)	药液搅拌机（kw） Power of Mixing Device (KW)	槽体材质 Tank Material		外观参考尺寸(mm) Dimensions			重量(kg) Weight
						标准Standard	特殊指定Customized	L	W	H	
ZJY-500	二槽连续式	500	30	0.18	0.37×2	不锈钢（sus304）	316	1600	1100	1500	240
ZJY-1000	三槽连续式	1000	40	0.18	0.37×3			2000	1200	1600	350
ZJY-1500		1500	50	0.18	0.37×3		Q235	2300	1200	1800	450
ZJY-2000		2000	50	0.25	0.55×2			2300	1500	2000	500
ZJY-2500		2500	60	0.25	0.55×3		PP	2700	1700	1900	600
ZJY-3000		3000	80	0.25	0.55×3			3300	1700	1900	700
ZJY-4000		4000	100	0.37	0.75×3		PVC	3800	1800	2200	900
ZJY-5000		5000	120	0.55	1.5×3			4000	1800	2200	1100
ZJY-6000		6000	140	0.55	1.5×3		FRP	4200	1900	2300	1300
ZJY-8000		8000	160	0.55	2.2×3			4500	2000	2500	1500
ZJY-10000		10000	180	0.55	2.2×3			5000	2000	2700	1800

* 以上数据仅供参考，实际数据以最终合同图纸为准

过滤机系列
FILTER SERIES

机械过滤器
Mechanical Filter





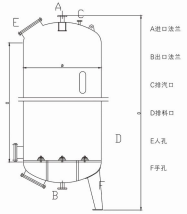

设计特点
Design Features

机械过滤器以及多介质过滤器是用于净水类设备的前期处理设备，主要作用是去除水中的悬浮物质、固体颗粒的预处理。其材料采用多种材质，如：PE、钢衬胶、钢喷塑及钢环氧防腐、不锈钢等。根据滤料介质有所不同，用途与作用也各有区别一般有石英砂、活性碳、锰砂、无烟煤等。滤料选用石英砂又叫做石英砂过滤器滤料选用无烟煤称为无烟煤过滤器，滤料选用锰砂（除铁、锰）称为锰砂过滤器滤料选用活性炭则成为活性炭过滤器。也可以组合使用，主要功能是清除悬浮物、机械杂质、有机物，降低水的混浊度，吸附、去除水中的色素、余氯胶体及铁离子等，该机可根据过滤量而选定规格的大小，使用及操作非常简便。

The mechanical filters and multi-media filters are pretreatment equipment for water purification equipment. Their main function is to remove suspended solids and solid particles from water for pretreatment purposes.The tank material is various, such as: PE, rubber-lined steel, stainless steel etc.. And according to different filtering medium, the usage and function will be different too. Normally the filtering mediums are as followed: quartz sand, activated carbon, manganese sand, anthracite etc.. The filter can use only one filtering medium and also can use several mediums together. The main function is to remove the suspended solids, mechanical impurities, organics, the coloring mater, residual chlorine, iron ion etc., so that decrease the turbidity. And the filter size can be customized and it's easy to operation.

技术参数
Technical Data

名称 Model	面积 m^2 Area	过滤量 t/h Capacity	筒体容积 L Volume	进/出液口 N1~N2 Liquid Inlet/ outlet	进/排气口 N3~N4 Air Inlet/Outlet	加料口 N5 Feeding port	人孔 N6 N6 Inlet	视镜 N7 Slight Glass	筒体直径 ¢ Tank Diameter	总高度H Total Height	筒体高度H1 Tank Height	滤层高度H2 Height of Filtering Layer	人孔 H3 H3 Inlet	视镜H4 Slight Glass	进液H5 Liquid Inlet	加料口 H6 Feeding port	安装尺寸 ¢1（mm） Size
JX-800	0.5	6~10	826	DN50	DN25	DN200	DN400	DN150	¢808*4	2500	1500	718	400	800	100	200	¢946
JX-1000	0.785	10~16	1370	DN65	DN32	DN200	DN400	DN150	¢1010*5	2600	1500	768	400	800	100	300	¢1148
JX-1200	1.13	14~23	2080	DN80	DN32	DN200	DN400	DN150	¢1212*6	2700	1500	818	400	800	150	400	¢1350
JX-1600	2	24~40	4100	DN100	DN40	DN200	DN400	DN150	¢1616*8	2900	1500	920	400	800	150	500	¢1754
JX-2000	3.14	38~64	9000	DN125	DN50	DN200	DN500	DN150	¢2016*8	3880	2000	1260	500	800	150	700	¢1856
JX-2400	4.52	54~90	13100	DN150	DN50	DN200	DN500	DN150	¢2420*10	4160	2000	1400	500	800	200	800	¢2260
JX-2800	6.15	74~124	19080	DN200	DN50	DN200	DN500	DN150	¢2820*10	4440	2000	1540	500	800	200	1000	¢2660
JX-3200	8.04	96~160	27400	DN200	DN50	DN200	DN500	DN150	¢3224*12	4720	2000	1680	500	800	200	1200	¢3064

* 以上数据仅供参考，实际数据以最终合同图纸为准

离心机系列
CENTRIFUGE SERIES

SB上部卸料洁净离心机/PGZ自动刮刀离心机
SB Top Discharge Centrifuge/ PGZ Automatic Scraper Centrifuges





订货须知：
Ordering Notice

材质：与物料接触部分可为不锈钢、碳素钢、衬橡胶、衬塑、钛合金、哈氏合金等。
驱动方式：电磁调速电机驱动、普通电机或防爆电机的变频驱动等。
机座型式：普通三足式和平板无基础型。
电控方式：半自动、全自动或PLC程序控制等。
加工要求：可按GMP规范设计、制造。

Material: parts contacts material can be stainless steel, carbon steel, rubber-lined, plastic-lined, titanium alloy, hadtelloy alloy etc.
Drive Method: electromagnetic speed-adjustable motor drive, normal motor or anti-explosion motor with frequency conversion.
Foundation Type: 3-feet and platform without foundation.
Control Type: semi-automatic, automatic or PLC control.
Process Requirement: Can be designed and produced according to GMP standard.

设计特点
Design Features

SB型三足式离心机为人工上部卸料、间歇操作的过滤式密闭型离心机。物料由上部加入转鼓，在离心力场的作用下，液相穿过过滤介质排出机外，固相物截留在转鼓内，停机后由人工从上部卸料。本机具有运转平稳、操作简单、滤渣能得到充分洗涤、固相颗粒不易破损且进料、洗涤和脱水在密闭状态下进行等特点。适合于分离含固相颗粒≥0.01毫米的悬浮液，固相颗粒可为粒状、结晶状或纤维状等形态，特别是粘度高、粒度细腻、有毒且易燃物料的过滤。故广泛用于化工、制药、食品、轻工等行业。同时，还可根据用户的需要，生产特殊规格的离心机。

PGZ型离心机是一种刮刀下部卸料、间歇操作的过滤设备，物料有上部加入转鼓。在离心力场作用下，液相穿过过滤介质排出机外，固相物截留在转鼓内，转鼓降速后用刮料器刮落从离心机下部排出。可按使用要求设定程序，自动完成进料、分离洗涤、脱水、卸料等工序，可实现远、近距离操作。具有运转平稳、操作方便、自动化程度高、处理量大、分离效果好等特点。适用于固相为颗粒状的悬浮液的过滤，又可用于纤维状物质的脱水，特别是有毒、易燃物料的过滤，广泛用于化工、制药、食品、轻工等行业。

SB series centrifugal machine discharges on the top, but the chamber is sealed. The material is feed into the chamber via top inlet, and under the centrifugal force, the liquid will go through the filtering medium out, but the solid will be blocked inside. It's features of stable performance, easy operation, best solid washing effect, little solid broken, sealed working. The machine is suitable for the solutions whose solid is bigger than 0.01 mm, such as: particles, crystals, fibers, textiles etc., especially for the solids, which is viscous, fine, toxic, flammable etc., so it's widely used in following industries: chemicals, medicines, food, light industries etc.. And according to customer's needs, we can produce special centrifugal machines.

PGZ series discharges solids at the bottom by the scraper. After the rotating drum's speed is slowed down, then solid will be discharged by scraper. And all steps can be programed according to needs: feeding, washing, dewatering, discharging etc., and can use remote control. It's features of steady running, easy operation, high-level automation, big capacity, better filtering effect etc.. The machine is suitable for solid solutions, fibers, especially for toxic and flammable materials. It's widely used for chemicals, medicines, food, light industry etc..

SB型技术参数

型号 Model	转鼓				分离因数w^2/g Centrifugal Factor	电机功率（kw） Power	整机重量kg Total Weight	外型尺寸L×b×h Dimension
	直径Diameter(mm)	转速Rotation Speed(rad/min)	工作容积Volume(L)	装料限量Material Weight(kg)				
SB600	600	1500	45	70	755	3.0	600	1350×990×750
SB800	800	1300	98	120	756	5.5	1300	1740×1380×1000
SB1000	1000	1000	140	150	560	7.5	1500	1950×1560×1050
SB1200	1200	800	230	200	430	11	1800	2370×1600×1000
SB1500	1500	600	360	400	300	15	3200	2640×1850×1100

PGZ型技术参数

型号 Model	转鼓				分离因数w^2/g Centrifugal Factor	电机功率（kw） Power	整机重量kg Total Weight	外型尺寸L×b×h Dimension
	直径Diameter(mm)	转速Rotation Speed(rad/min)	工作容积Volume(L)	装料限量Material Weight(kg)				
PGZ800	800	1200/1500	115	155	654/1008	7.5/11	2500	1850×1450×2050
PGZ1000	1000	1000/1200	175	250	560/806	11/15	3500	2000×1550×2150
PGZ1250	1250	960/1100	400	530	645/770	18.5/22	5000	2260×1765×2350

＊以上数据仅供参考，实际数据以最终合同图纸为准

附属设备及配件
ACCESSORY EQUIPMENT& SPARE PARTS

滤布/滤布清洗机
Filter Cloth/ Cloth Washer



设计特点
Design Features

采用卧式滚筒型,内外筒均采用优质不锈钢板精制而成,平整光亮,耐腐蚀,对织物的磨损小且无损伤,机器使用寿命长。内筒门盖均装有不锈钢安全锁紧机构,外筒门盖上设有电器互锁装置,运转安全可靠。采用三角胶带传动,振动小、运转平稳、经久耐用。专业用于各种材质型号滤布的清洗，安全快捷，极大的降低了人工清洗滤布的劳动强度。

The filter cloth washer adopts horizontal roller type. The tank is made from high-quality stainless steel plate. The surface is flat and smooth, which lengthens life of machine and reduces the filter cloth wear. The inner tank gate has stainless steel safety lock device, and the outer tank gate has electric interlock device, making the machine running safely and reliably. It adopts texrope as the transmitting motion to make the machine working in low noise and stable operation. The filter cloth washer is applicable for various cloth materials, increasing the washing efficiency.

滤布材质主要性能介绍
Filter Cloth Features

性能 Performance	耐酸性 Acid resistance	耐碱性 Alkaline resistance	断裂强度（g/d） Breaking Strength	断裂伸长（%） Breaking Elongation	软化点（℃） Softening Point	融化点（%） Melting Point	比重 Specific Gravity	化学名称 Chemical Name
涤纶Polyester	良好Good	耐弱碱Week alkali resistance	4.3-9	20~50	238~240	255~260	1.38	聚对苯二甲酸乙二酯 Polyethylene Terephthalate Resin
棉纶Nylon	较差Poor	良好Good	4.5-9.5	20~40	180~235	215~260	1.14	聚酰胺 Polyamide
丙纶PP	良好Good	良好Good	4.5-9	18~35	140~160	165~173	0.91	聚丙烯 Polypropylene
维纶PVA	较差Poor	良好Good	4~10	12~26	220~230	不明显Not obvious	1.26~1.30	聚丙烯 Polypropylene

工业滤布清洗机技术参数
Specification Of Cloth Washer

＊以上数据仅供参考，实际数据以最终合同图纸为准

规格型号 Model	容量（kg） Capacity	滤板内径(mm) Inner Size	电机功率（kw） Motor power	转速（r/min） Rotating Speed	蒸气压力（Mpa） Stream pressure	整机质量(Kg) Weight	外形尺寸(mm) Equipment size
GX15	15	Φ520×620	0.75	33	0.3-0.6	220	1080×660×1100
GX20	20	Φ520×660	0.75	33	0.3-0.6	290	1100×800×1200
GX30	30	Φ660×800	1.5	33	0.3-0.6	700	1460×900×1200
GX50	50	Φ800×980	2.2	33	0.3-0.6	900	1640×900×1200
GX70	7	Φ950×1300	3	33	0.3-0.6	1500	2220×1340×1360
GX100	100	Φ960×1420	3	33	0.3-0.6	1750	2380×1340×1380
GX150	150	Φ1060×1650	4	33	0.3-0.6	1850	2560×1390×1520
GX200	200	Φ1080×2000	5.5	33	0.3-0.6	2200	2990×1400×2210
GX250	250	Φ1200×2200	7.5	33	0.3-0.6	2500	3100×1550×2250
GX300	300	Φ1300×2300	7.5	33	0.3-0.6	2800	3200×1650×2350

＊以上数据仅供参考，实际数据以最终合同图纸为准

滤布
Filter Cloth


衬边单丝滤布
Lining fillet filter cloth


带夹布器滤布
Cloth filter cloth


四角出液滤布
Four corner effluent filter cloth


中进料滤布
Medium feed filter cloth


曲张滤布
Filter Cloth for Inclining System


嵌入式滤布（加密封圈）
CGR Filter Cloth

设计特点
Design Features

滤布是压滤机中非常重要的组成部分，而压滤机能否理想地工作，很大程度上取决于滤布的性能及在未堵塞、未破损的情况实现固液分离的能力。滤布按纤维材质可分成两大类，一类为天然纤维，如棉、毛、丝、麻纤维；另一类为化学合成纤维，如涤纶、尼龙、聚丙烯腈类、维纶、腈纶、聚酯纤维等。按构成滤布的纱线进行分类可分为单丝纱、复丝纱、短纤维纱。单丝织成的滤布特点是不易被堵塞，卸饼性能好。复丝纱滤布特点是抗拉强度高，卸饼性能和再生性能较好。短纤维纱滤布特点是颗粒截留性能好，同时可提供极佳的密封性能。用单丝纱织成的滤布称为“单丝织物”；用复丝或短纤维纱织成的滤布统称为“复丝织物”。

Filter cloth is the important part for filter press. The performance of filter press is mainly depended on the separation nature of the filter cloth. The filter cloths are classified as two types by material: one is nature fibers, such as, cotton, woollens, silk, linen etc.; the other is synthetic fibers, such as, dacron, nylon, polyacrylonitrile, vinylon, acrylic fibers, polyester fibers etc.. Also, the materials can be classified as three types by yarn: monofilament yarn, multifilament yarn, spun yarn. The monofiament is not easy to cause block and good at cake discharging. The multifilament yarn has high strength, and also good at easy discharging and renewable performance. The spun yarn is good at solid capture and have better sealing performance.

分类
Classification

不同织造方法制成滤布的过滤性不同：

The performance of different filter cloths:

过滤速率：平纹滤布<斜纹滤布<缎纹滤布<非织造类滤布；
Filtering spood: plain weave < twill weave < satin weave < nonwovens.

滤饼含湿率：平纹滤布>斜纹滤布>缎纹滤布>非织造类滤布；
Cake moisture: plain weave > twill weave > satin weave > nonwovens.

滤液透明度：平纹滤布<斜纹滤布<缎纹滤布<非织造类滤布；
Filtrate clarity: plain weave < twill weave < satin weave < nonwovens.

卸饼性能：非织造类滤布<平纹滤布<斜纹滤布<缎纹滤布；
Cake discharging: nonwovens < plain weave < twill weave < satin weave.

再生性能：缎纹滤布<斜纹滤布<平纹滤布<非织造类滤布；
Renewability: satin weave < twill weave < plain weave < nonwovens

使用寿命：非织造类滤布<缎纹滤布<平纹滤布<斜纹滤布；
Life Span: nonwovens < satin weave < plain weave < twill weave.

压滤机滤布按照制作形式分为：
The Filter Cloths Are Classified As Following Types By Producing Method：

厢式滤板，板框式滤布：车缝滤布，夹布器组合滤布，多层滤布等；固定形式有布带固定，扎带固定，夹布器固定等。根据不同行业的需要，滤布可以涂胶，衬胶，打孔，加密封圈等特殊处理。

Chamber filter cloth/plate & frame filter cloth/multilayer filter cloth etc.. The cloth fixing method can use: cloth belt, ties, clamps etc.. And according to different industrial needs, the filter cloth can be specially processed: latex coating/gasket recessed ect.

滤板
Filter Plate

本公司所生产的板框式、厢式、隔膜式压滤机的滤板可分为以下几种材质:增强型聚丙烯滤板、玻纤聚丙烯滤板、橡胶隔膜滤板、高压聚丙烯隔膜滤板、铸铁滤板、不锈钢滤板等。按进料方式可分为：中进料、角进料、上中进料等。用户可根据自身产品的生产工艺要求的不同来选择适合自己的材质的滤板。

The filter plates are classified as following types by material: reinforced polypropylene plate, glass fiber reinforced polypropylene plate, rubber membrane plate, high pressure polypropylene membrane plate, cast iron plate, stainless steel plate etc. Also, the filter plates can be classified as following types by feeding method: central feeding, corner feeding and up central feeding according to location of inlet. Customers can choose suitable plates according actual requirements.


厢式滤板
Chamber/Recessed Plate


板框式滤板
Plate & Frame


隔膜滤板
Membrane Plate


密封滤板
CGR Plate


圆形高压滤板
Round High Pressure Plate


棉饼过滤机滤板
Plates for Cotton Cake Filter Press


不锈钢板框滤板
Stainless Steel Plate & Frame


铸铁滤板
Carbon Steel Plate & Frame


铝合金滤板
Aluminum Alloy Filter Plate

德标滤板
German Standard Filter Plates

米用先进的德国滤板生产技术和工艺，压制压力可达4000吨，可生产250*250mm到2500*2500mm各种规格滤板，产品品质和性能媲美欧美同类产品。

Utilizing advanced German filter plate production technology and craftsmanship, with a pressing force of up to 4,000 tons, we can produce filter plates in various specifications ranging from 250*250mm to 2500*2500mm. The product quality and performance are comparable to similar European and American products.

隔膜板系列
Membrane Plate





厢式板系列
Chamber Plate





板和框系列
Plate And Erame





CGR全封闭式滤板
CAulked Gasket Elter Plate





定制化服务
Customized Services

公司米用订单化生产模式，可根据客户要求定制非标滤板，特殊行业和国内外高端客户需求。针对高温、高压、防腐、可洗涤行业独特设计，使用寿命及过滤效率领先于同行业。

The company operates on an order-based production model and can customize non-standard filter plates according to customer requirements, catering to the needs of special industries and high-end domestic and international clients. With unique designs for high-temperature, high-pressure, corrosion-resistant, and washable applications, our products lead the industry in service life and filtration efficiency.



2000×2500厢板滤板
2000x2500 Chamber Filter Plate



中上进料厢式滤板
Center Top Feed Chamber Filter Plate



角进料厢式滤板
Corner Feed Chamber Filter Plate



角进料隔膜滤板
Corner Feed Membrane Filter Plate



双角进料厢式滤板
Dual Corner Feed Chamber Filter Plate



偏心进料隔膜滤板
Eccentric Feed Membrane Filter Plate



偏心进料厢式滤板
Eccentric Feed Chamber Filter Plate



外耳式滤板
External Ear Type Filter Plate

进料螺杆泵/进料隔膜泵
Screw Pump/Membrane Pump



进料单螺杆泵
Single Screw Pump

注意：螺杆泵定子是橡胶材质，干抽会烧坏，不在质保范围内。
备注：
①G表示外壳铸铁，中间轴和输入轴为40Cr,转子40Cr(表面镀硬铬)，丁晴橡胶定子，填料密封；
②GF表示过流部件304不锈钢，丁晴橡胶定子，机械密封；



进料金属隔膜泵
Metal Membrane Pump



进料PP隔膜泵
PP Membrane Pump

进料单螺杆泵技术参数
Specifications of Single Screw Pump

参数/型号 Model	转速（r/min） Rotating Speed	流量(m^3/h) Flow	压力(MPa) Pressure	电机(kW) Motor	进出口口径mm Inlet/Outlet Diameter
G(F)15-2	200-1400	0.1-1.03	1.2	0.55-2.2	32/25
G(F)30-1	200-1250	0.3-4.25	0.6	0.55-2.2	50/40
G(F)30-2	200-1250	0.3-5.35	1.2	0.55-5.5	50/40
G(F)35-1	200-1250	0.5-8.03	0.6	0.55-4	65/50
G(F)35-2	200-1250	0.68-8.03	1.2	1.1-7.5	65/50
G(F)40-1	200-760	1.38-9.1	0.6	1.5-4	80/65
G(F)40-2	200-760	1.38-9.1	1.2	3-11	80/65
G(F)50-1	100-650	0.54-15.63	0.6	3-7.5	100/80
G(F)50-2	100-650	0.54-15.63	1.2	3-15	100/80
G(F)60-1	100-630	0.42-22.6	0.6	2.2-11	125/100
G(F)60-2	100-630	0.42-22.6	1.2	4-18.5	125/100
G(F)70-1	80-560	1.1-28.4	0.6	3-11	125/100
G(F)70-2	80-560	1.1-28.4	1.2	5.5-22	125/100
G(F)85-1	60-370	1.06-35.2	0.6	5.5-15	150/125
G(F)85-2	60-370	5.5-35.2	1.2	11-30	150/125
G(F)105-1	29-290	1.3-62.5	0.6	5.5-30	200/200
G(F)105-2	29-290	1.3-62.5	1.2	11-55	200/200
G(F)135-1	80-260	29-115	0.6	15-45	200/200
G(F)135-2	80-260	29-115	1.2	30-75	200/200

* 以上数据仅供参考，实际数据以最终合同图纸为准

进料隔膜泵技术参数
Specifications of Membrane Pump

规格 Model	液体过流部分 Material	口径 Inlet/Outlet Diameter	输送流量 Capacity	扬程 Head	容许颗粒 Particles Allowed	工作压力 Pressure
QBY-15	铝合金 Aluminium Alloy 不锈钢 Stainless Steel	1/2"	13.2gpm(50lpm)	70m	1.6mm	≤0.7Mpa
		1/2"	13.2gpm(50lpm)	70m	1.6mm	≤0.7Mpa
QBY-20		3/4"	13.2gpm(50lpm)	70m	2.5mm	≤0.7Mpa
		3/4"	13.2gpm(50lpm)	70m	2.5mm	≤0.7Mpa
QBY-25		1"	40 gpm(150 lpm)	70m	4mm	≤0.7Mpa
		1"	40 gpm(150 lpm)	70m	4mm	≤0.7Mpa
QBY-40		3/2"	90 gpm(340 lpm)	70m	5mm	≤0.7Mpa
		3/2"	90 gpm(340 lpm)	70m	5mm	≤0.7Mpa
QBY-50		2"	150 gpm(570 lpm)	70m	6mm	≤0.7Mpa
		2"	150 gpm(570 lpm)	70m	6mm	≤0.7Mpa
QBY-80		3"	265 gpm(1041 lpm)	70m	10mm	≤0.7Mpa
		3"	265 gpm(1041 lpm)	70m	10mm	≤0.7Mpa
适用于：化学酸碱液、清洁剂、化妆品、食品、制药、电子、电脑、废水处理等行业（可选全PP材料） Applicable industries: acid and alkali liquid, cleanser, cosmetics, food, medicine, electronic, wastewater treatment etc.. (PP material is optional.)						

* 以上数据仅供参考，实际数据以最终合同图纸为准

进料渣浆泵/进料柱塞泵
Slurry Pump /Piston Pump



进料渣浆泵
Slurry Pump

技术参数
Technical Parameters

型号 Model	流量m^3/h Flow	扬程 m Lift	电机功率KW Power	转速 r/min Rotating Speed	进口mm Inlet	出口mm Outlet
65HFM-I-H-10-70/18.5KW-2	10	70	18.5	2900	65	50
65HFM-I-H-20-70/22KW-2	20	70	22	2900	65	50
65HFM-I-H-30-70/22KW-2	30	70	22	2900	65	50
80HFM-I-H-40-70/30KW-2	40	70	30	2900	80	65
80HFM-I-H-50-70/30KW-2	50	70	30	2900	80	65
100HFM-I-H-60-70/37KW-2	60	70	37	2900	100	80
100HFM-I-H-80-70/37KW-2	80	70	37	2900	100	80
150UHB-ZK-AH-100-70/55KW-4	100	70	55	1450	150	125
150UHB-ZK-AH-120-70/75KW-4	120	70	75	1450	150	125
150UHB-ZK-AH-150-70/90KW-4	150	70	90	1450	150	125
200UHB-ZK-AH-250-70/160KW-4	250	70	160	1450	200	150

* 以上数据仅供参考，实际数据以最终合同图纸为准



进料柱塞泵
Piston Pump

YB系列变量陶瓷柱塞泵参数
Specifications of YB Series Piston Pump

型号	额定流量 M3/H	压力范围MPA	额定压力 MPA	冲程 MM	配用电机KW	密封形式	外形尺寸 长*宽*高（M）	吸/排浆管 直径	加油量升 L	冷却水量 T/H
YB85-2.8	2.8	0-2.5	2	180	4	YX/叠圈	1.3*.85*1.6	DN50/G1.5"	63	0.7
YB120-7.1	7.1	0-2.5	2	250	7.5	YX	1.6*1*1.6	DN80/G2"	170	0.8
YB140-10	10	0-2.5	2	250	11	YX/叠圈	1.6*1*1.6	DN80/G2"	170	0.9
YB200D-24	24	0-1.5	1.2	250	15	YX/叠圈	1.7*1.2*1.9	DN100/DN80	210	1
YB200-19	19	0-2.0	2	250	18.5	YX/叠圈	1.7*1.2*1.9	DN100/DN80	210	1.3
YB250D-35	35	0-1.2	1	250	18.5	YX/叠圈	1.9*1.3*2.2	DN125/DN100	310	1.3
YB250-30	30	0-2	1.8	250	22	YX/叠圈	1.9*1.3*2.2	DN125/DN100	310	1.3
YB300D-45	45	0-1.5	1.3	250	30	叠圈	2.1*1.3*2.2	DN125/DN125	310	1.5
YB300-40	40	0-2	1.8	250	30	叠圈	2.1*1.3*2.2	DN125/DN125	310	1.5
YB300-35	35	0-2	2	250	30	叠圈	2.1*1.3*2.2	DN125/DN125	310	1.5
YB300J-60	60	0-1.5	1.2	350	37	叠圈	2.1*1.3*2.2	DN150/DN150	390	1.5
YB400-80	80	0-1.8	1.5	350	55	叠圈	2.8*2.5*2.5	DN150/DN150	560	1.8
YB400-100	100	0-1.5	1.2	350	55	叠圈	2.8*2.5*2.5	DN150/DN150	560	1.8
YB400D-120	120	0-1.2	1	350	55	叠圈	2.8*2.5*2.5	DN150/DN150	560	1.8

注：YB为压滤机专用型，以上为基本型号，如需特殊需要可定制产品，密封形式及物料特性决定电机大小,选型需咨询本公司。

多级离心泵/高压柱塞泵

Multistage Centrifugal Pump / High Pressure Piston Pump



二次压榨多级泵/冲洗泵
Squeezing Pump/Washing Pump



高压清洗泵（柱塞泵）
High Pressure Washing Pump (Piston Pump)

二次压榨多级泵/冲洗泵技术参数

Specifications of 2nd Squeezing Multi Grade Pump （Washing Pump）

型号 Model	扬程M Head	流量M³/H Flow	功率KW Power	转速R/MIN Rotating Speed	进出口 Inlet/Outlet
CDM1-34	137	2	2.2	2900	DN25/PN25
CDM3-24	168	2	2.2	2900	DN25/PN25
CDM3-31	134	4	3	2900	DN32/PN25
CDM5-23	153	4	4	2900	DN32/PN25
CDM5-27	180	4	4	2900	DN32/PN25
CDM5-22	136	5	4	2900	DN32/PN25
CDM5-24	149	5	4	2900	DN32/PN25
CDM5-27	168	5	4	2900	DN32/PN25
CDM10-13	130	8	5.5	2900	DN40/PN25
CDM10-15	149	8	5.5	2900	DN40/PN25
CDM10-17	169	8	7.5	2900	DN40/PN25
CDM10-15	134	10	5.5	2900	DN50/PN25
CDM10-16	144	10	7.5	2900	DN50/PN25
CDM10-18	163	10	7.5	2900	DN50/PN25
CDM10-20	200	8	7.5	2900	DN50/PN25
CDM10-16	123	12	7.5	2900	DN50/PN25
CDM10-18	141	12	7.5	2900	DN50/PN25
CDM10-21	162	12	7.5	2900	DN50/PN25
CDM10-22	201	10	11	2900	DN50/PN25
CDM15-12	138	16	11	2900	DN50/PN25
CDM15-15	173	16	15	2900	DN50/PN25
CDM15-17	196	16	15	2900	DN50/PN25
CDM15-17	213	12	15	2900	DN50/PN25

＊以上数据仅供参考，实际数据以最终合同图纸为准

高压清洗泵（柱塞泵）技术参数

Specification of High Pressure Pump（Piston pump）

输入轴转数 Input shaft rotation speed		min⁻¹				1480								
柱塞行程 Piston Travel		mm				95								
柱塞冲次 Frequency of Stroke		min⁻¹		405		500		min⁻¹					柱塞冲次 Frequency of Stroke	
齿轮减速比 Reduction Ratio		i=3.682				i=2.963							齿轮减速比 Reduction Ratio	
流量 Flow		额定排出压力Rated Discharging Pressure（Mpa）					柱塞直径 Piston Diameter	额定排出压力Rated Discharging Pressure（Mpa）					流量 Flow	
m³/h	L/min	/Power电机功率（Kw）						/Power电机功率（Kw）					m³/h	L/min
6.3	185	–	5.5/11	6/15	7/15	–	45	4/11	4/11	6/15	–	–	8.1	135
8.1	135	5/22	6/22	7/22	8/22	10/30	40	5/22	6/30	7/30	8/30	10/37	10.2	170
10.2	170	5/22	6/30	7/30	8/30	10/37	45	5/30	6/30	7/30	8/37	10/45	12.9	215
12.1	202	5/22	6/30	7/30	8/37	10/45	50	5/30	6/30	7/30	8/45	10/55	15	250
17.1	295	4/45	6/45	7/45	8/45	–	55	4/45	5/45	6/45	–	–	15.5	250

＊以上数据仅供参考，实际数据以最终合同图纸为准

大张制造
配套进料泵
ACCESSORY PUMP

加药计量泵/加药螺杆泵

Dosing Pump / Dosing Screw Pump



加药计量泵

主要参数

额定流量：24-2000 L/h
最高额定压力：1.0 MPa。
输送介质温度：-30℃-50℃（不锈钢为100℃）
介质黏度：0.3-800mm2/s
计量精度：±1%

Main Specification:
Rated flow: 24-2000 L/h
Temperature:-30℃-50℃（S.S.100℃）
Max pressure: 1.0 MPa
Material viscosity: 0.3-800mm²/s
Dosing precision: ±1%



加药螺杆泵

确定流量、输出压力和泵型、流向：
流量：在一定压力下，流量的大小和转速成正比。
压力：决定于泵级数，通常每级0.6MPa（6Kg/cm2)的工作压力级差。
流向：该泵由电机转向决定物料流向可以依据需要方便地调整改变进出口，通常以靠近驱动端的法兰口为进口，此口可以依据需要，在90°的方向进行旋转安装。

Please confirm the flow capacity, feeding pressure, pump type and flow direction.
Flow: Under pressure, the flow is proportional to the rotating speed.
Pressure: It's decided by the pump grade number, normally every range is 0.6 MPa. before using.
Flow Direction: the flow direction is decided by the motor direction. The inlet/outlet is set according to needs. Normally the port near to the motor is the inlet.

加药计量泵技术参数

Specifications Of HK Series Mechanical Membrane Dosing Pump

产品型号 Model	最大流量 Flow（L/h）	最大出口压力 Pressure（Mpa）	功率 Power（W）	电压 Voltage（V）	口径 Diameter（mm）	连接方式 Connection
HK100/0.8	100	0.8	250	380	DN15	承插 Socket
HK120/0.8	120	0.8	250	380	DN15	
HK210/0.6	210	0.6	250	380	DN15	
HK280/0.6	280	0.6	250	380	DN15	
HK320/0.6	320	0.6	370	380	DN15	法兰 Flang
HK410/0.5	410	0.5	550	380	DN15	
HK500/0.4	500	0.4	550	380	DN15	
HK600/0.3	600	0.3	550	380	DN15	
HK-A800/0.4	800	0.4	750	380	DN32	
HK-A1000/0.4	1000	0.4	750	380	DN32	承插 Socket/ 法兰Flange
HK-A1200/0.4	1200	0.4	750	380	DN32	
HK-A1500/0.4	1500	0.4	750	380	DN32	
HK-A1800/0.3	1800	0.3	750	380	DN32	
HK-A2000/0.3	2000	0.3	750	380	DN32	

＊以上数据仅供参考，实际数据以最终合同图纸为准

加药螺杆泵技术参数

Specifications Of Screw Dosing Pump

型号 Model	流量 Flow Q（m³/h）	工作压力 Working Pressure（Mpa）	最高转速 Max Speed n (r/min)	电机功率 Motor Power p（kw）	必须汽蚀余量（NPSH）r（m）	进口法兰通径 Inlet Flange Diameter（mm）	出口法兰通径 OutletFlange Diameter（mm）	允许颗粒直径 Allowable Particle Diameter（mm）	允许纤维长度 Allowable Fiber Length（mm）
G10-1	0.1	0.6	960	0.55	4	25	25	0.8	15
G10-2		1.2		0.55					
G13-1	0.4	0.6	960	0.55		25	25	0.8	15
G13-2		1.2		0.55					
G15-1	0.6	0.6	960	0.55		25	25	0.8	15
G15-2		1.2		0.55					
G20-1	0.8	0.6	960	0.75		25	25	1.5	25
G20-2		1.2		1.5					
G25-1	2	0.6	960	1.5		32	25	2	30
G25-2		1.2		2.2					
G30-1	5	0.6	960	2.2		50	40	2.5	35
G30-2		1.2		3					

＊以上数据仅供参考，实际数据以最终合同图纸为准

压滤机配件
Accessories of filter press

压滤机配件/液压站/油缸/夹布器/手柄/水嘴
Accessories of Filter Press/Hydraulic Station/Cylinder/Cloth Clamp/Handle/Taps


液压站1
Hydraulic Station 1


液压站2
Hydraulic Station 2


大型液压阀组
Big Hydraulic Valve Block


小型液压阀组
Small Hydraulic Valve Block


小型油泵
Small Hydraulic Oil Pump


液压油缸
Hydraulic Cylinder


油缸密封圈
Cyclinder Seals


液压胶管
Oil Hose


防腐管
Anticorrosion Inlet


滤布夹
Cloth Clamp


机械手1
Plate Shifter


机械手2
Plate Shifter


各种手柄
Handles


各种水嘴
Various Taps


滤布曲张臂
Arms of Inclining System


触摸屏 Touch Screen

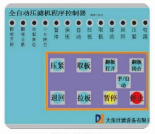
微机控制器
Microcomputer Controller


PLC


光电开关
Photoelectric Switch


行程开关
Travel Limit Switch

部分设备现场
SITE SHOW

案例介绍

一、专注于淤泥、污泥和工程泥浆的减量化、无害化和资源化处理，使其最终回归生态系统融入自然循环。将处理后的固体开发成为实体和加气砌块进行利用，实现经济、环境和社会效益的共同提升。工艺设计和新型试剂在天津地下直径线工程泥浆、上海市隧道盾构机泥浆、云南滇池淤泥、湖北黄石青山湖污泥等十多个重点工程中成功运用并获得良好效益。为河湖清淤工程、市政管网疏浚工程和工程泥浆处理提供强有力的工艺设计报务和专业技术支撑。

二、原创开发的新型试剂组合。以破胶水为基础，以沥水透水为特点，集高分子桥联、压缩胶粒双电层、构筑水分子长程通道等多重功能于一体，形成独特配方。泥水分离效果好，滤饼含水率低。对于5–16%有机物含量的淤、污泥经过0.8–1.0 MPa的压力压榨或1.2–1.6 MPa的二次压榨脱水，含水率可降至60%。同等条件压榨10μm（中位径）的工程泥浆，含水率可降至30%以下。特别对于打桩泥浆有显著效果。

三、运用配备完整的自动化高压隔膜压滤机，通过物理施压，使泥水体系透过特定的过滤介质进行分离净化，实现设备、工艺和试剂的完美结合。成功解决了上述三种泥浆的分离难度大、劳动强度高和二次污染重的问题。

Case introduction

A. We are dedicated in decrement, harmlessness and recycling processing of mud, sludge and engineering mud, making the slurry friendly to the ecosystem. And is transformed the processed solid into aerated blocks , beneficial to economy, environment and society. Our planning and new reagent were successfully applicated to following: Tianjin underground diameter line project, TBM mud cleaning project in Shanghai tunnel , Dian lake silt clearing project, Yunnan, Qingshan Lake silt clearing project, Huangshi, Hubei and so on.

B. Original development of new reagents compond. Our unique formula based on gel breaker, good permeable as main character, integrated with the functions of polymer bridging, electrical double layer of compressed colloidal particles and water molecule long range channel building. Our products have good performance in solid–liquid separation with low–moisture filter cake. For 5–16% organic content sludge filtering, after 0.8–1.0 MPa pressing filtering, or 1.2–1.6 MPa second sqeezing filtering, the water content can be down to 60%. Even the water content could get down to 30% for sqeezing 10μm (medium diameter) engineering sludge under the same working condition, Especailly for piling mud treatment.

C. Applied with our complete automatic high pressure membrane filter press it can realize the phisical squeezing, separating the slurry through specific fiter media. It combines perfectly with equipment, technology and reagents, providing solutions of the difficult filtration, high labor intensity and secondary pollution.


粉末药剂-Powder reagent


晶体药剂-Crystal reagent


乳液药剂-Emulsion reagent


污泥处理厂滤饼
Filter cake of sludge treatment plant


河道清淤污泥脱水
River silting sudge dewatering


打桩污泥脱水-Dewatering of piling sludge


撬块一体式压滤机
Skid-Mounted Integrated Press Filter


污泥处理厂滤液
Filtrate of sewage treatment plant

污泥深度脱水系统工程
Deep sludge dewatering system engineering

工艺设计适合多种工况条件：市政污水、自来水厂、工业废水、河道清淤

Process Design Suitable for Various Working Conditions: Municipal Sewage, Water Treatment Plants, Industrial Wastewater, River Dredging

工艺流程
Process Flow

本项目污泥深度脱水处理包括2个步骤：污泥调质和压滤脱水。

1、污泥调质

污泥调质为破壁调质絮凝技术，目的是改善污泥的脱水性,减少和抑制污泥中的病原菌，平衡滤液PH值。

污泥调理剂包括破壁剂、絮凝剂等。

污泥调质系统包括污泥反应搅拌系统、药剂计量和投加系统等。

2、压滤脱水

调质后的污泥输送至压滤机进行压滤脱水，通过高压进料、保压及二次鼓膜压榨、反吹回流等工艺，完成污泥脱水处理。

压滤脱水系统由高压隔膜压滤机、污泥进料(进泥)系统、二次压榨系统、卸泥存储系统、气源系统、自控系统等组成。

脱水后的污泥滤饼含水率在60%左右，可根据项目需求和产量调整，使外运的污泥固化，无游离水，方便运输，实现污泥减量化的最终目的。

1.Sludge Conditioning

Sludge conditioning employs wall-breaking conditioning and flocculation technology, aiming to improve sludge dewaterability, reduce and inhibit pathogens in the sludge, and balance the pH of the filtrate.

Sludge conditioning agents include cell-disrupting agents, flocculants, etc.

The sludge conditioning system includes sludge reaction mixing system, chemical dosing and feeding system.

2.Filter Press Dewatering

The conditioned sludge is conveyed to the filter press for dewatering. The process, which includes high-pressure feeding, pressure holding, secondary membrane squeezing, and air blowback, completes the sludge dewatering treatment.

The filter press dewatering system consists of high-pressure membrane filter press, sludge feeding system, secondary squeezing system, cake discharge and storage system, air supply system, and automatic control system.

The moisture content of the dewatered sludge cake is around 60%. This can be adjusted according to project requirements and output, resulting in solidified sludge for transport with no free water, facilitating transportation and ultimately achieving the final goal of sludge reduction.









污泥深度脱水系统工程
Deep sludge dewatering system engineering


污水厂大门
Sewage plant gate


调节池
Regulating pool


浓缩池
Concentrating pool


调理池
Conditioning pool


污泥进料泵
Sludge feed pump


污泥改性药剂罐
Sludge modified medicine tank


自动加药装置
Automatic dosing device


石灰料仓
Lime silo



控制程序界面
Control program interface


控制系统
Control system


空压系统
Air compression system


二次压榨系统
Two press system


自动水冲洗装置
Automatic water washing device


出液情况
Out of liquid condition


滤饼情况
Filter cake condition


压滤后的滤饼
Filter cake after press filtration


污泥料斗
Sludge hopper


压滤机车间
Filter press workshop


污泥取样分析
Sludge sampling and analysis



含水率测试
Moisture content test

此系统适用于：洗砂废水、建筑泥浆（打桩、盾构机等）等工况

The system is applicable to sand washing wastewater, building slurry and shield machine slurry etc..

此系统适用于洗砂废水、建筑泥浆（打桩、盾构机等）等。

泥浆成分多样化：山砂、尾矿料、河卵石、渣土、黏土等，工艺设计适合多种工况条件。

1、洗砂工艺：

经过筛分后的细砂和泥浆，根据情况可采用螺旋洗砂机、轮式洗砂机、脱水筛、细砂回收一体机等灵活搭配、保证出成品砂的含泥量优于市场需求。泥浆先经过沉砂池沉淀（避免少量细砂进入下个环节），然后自流进入泥浆缓冲池。

2、浓缩工艺：

缓冲池的泥浆，通过提升泵送到浓缩澄清罐，采用液位计控制提升泵自动启停（选配，可以减少人工失误），并与加药泵连锁控制（选配，可以节省药剂）。

通过加入少量絮凝剂（浓缩罐越大，加药量越小）加速泥浆沉淀，使上清液回流至清水池循环利用，实现污水零排放。罐底部高浓度泥浆通过《压滤机专用泵》输送到压滤机脱水，实现滤饼固化。

3、脱水工艺：

《压滤机专用泵》采用变频或软启动控制，跟压力变送器连锁，自动控制启停（可选）进入高压压滤机（或隔膜压滤机）进行脱水，滤饼成型好，容易脱落，可采用快开式卸料（卸料效率提高一倍）。

压滤机放置在二楼平台，脱水后的滤饼落入皮带输送机或者落在地面用装载机转运，可以作为土地回填或制砖等工艺。







筛分/洗砂/废水零排放工艺流程图

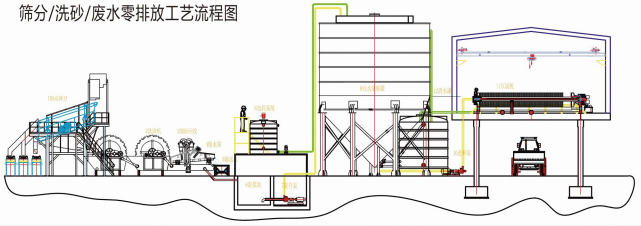

大张制造
机制砂废水零排放/建筑泥浆固化项目
Machine-made Sand without Wastewater Discharge/Solidification Project of Building Mud



泥浆收集
Slurry Collection



液位自动控制
Automatic Control of Liquid Level



泥浆提升泵
Lift Pump



泥浆浓缩澄清罐
Clarifying & Thickening Tank



环保药剂投加
Environmental Chemicals Feeding



澄清罐清水溢流
Decanting Tank Overflow



自动进料系统
Automatic Feeding System



高压压滤机脱水
High-pressure Dewatering



滤饼脱落干堆
Filter Cake Drop Out



滤液收集
Filter Liquid Collection



清水池缓存
Clean-water Reservoir



洗砂机/细砂回收机
Sand Washer/Fine Sand Recovery Machine